



Board of Directors Regular Meeting May 25, 2023 | 10:00 a.m.

NOTICE IS HEREBY GIVEN that the members of the Denton County Transportation Authority (DCTA) Board of Directors will hold a Regular Meeting on Thursday, May 25, 2023, at 10:00 a.m. at the DCTA Administrative Offices located at 1955 Lakeway Drive, Suite 260, Lewisville, Texas 75057 and by Zoom Video Conference at which time the following agenda will be discussed.

The public is allowed to use the ZOOM link below to participate in a Board Meeting. To join the meeting, please use the information below:

<https://us06web.zoom.us/j/88665688276?pwd=RHMySTR2eS9paWJmMEZ2UTJQaUNoZz09>

Passcode: 284471

Or One tap mobile: +13462487799

Or Telephone: Dial +1 346 248 7799 US

Webinar ID: 886 6568 8276

Passcode: 284471

As authorized by Section 551-071 of the Texas Government Code, the Board of Directors may convene into Closed Executive Session for the purpose of seeking legal advice from Legal Counsel on any item on the agenda at any time during the meeting.

CALL TO ORDER

INVOCATION

PLEDGE OF ALLEGIANCE

INTRODUCTIONS

PUBLIC COMMENT

This agenda item provides an opportunity for citizens to address the DCTA Board of Directors on any agenda item(s) or other matters relating to DCTA. Each speaker will be given a total of three (3) minutes to address any item(s). Anyone wishing to speak shall be courteous and cordial.

Speakers making personal, impertinent, profane, or slanderous remarks may be removed from the meeting. Unauthorized remarks from the audience, stamping of feet, whistles, yells, clapping and similar demonstrations will not be permitted.

Citizens that are not able to participate in-person must email his or her public comment to kmorris-perkins@dcta.net no later than **3:00 pm on Wednesday, May 24, 2023**, to ensure the comment will be distributed to Board Members prior to the meeting.

The Board of Directors is not permitted to take action on any subject raised by a speaker during Public Comments. However, the DCTA Board of Directors may have the item placed on a future agenda for action; refer the item to the DCTA Administration for further study or action; briefly state existing DCTA policy; or provide a brief statement of factual information in response to the inquiry.

CONSENT AGENDA

1. **Consider Approval of Task Order Amendment with AECOM in the Amount of \$68,000 to Provide Bus Stop, Shelter and Amenity Relocation Plan and Additional Support to the Intermediate Service Plan**

(packet page 6)

Action Item

Backup Information: Memo

2. **Consider Approval of Amended Interlocal Agreement with Trinity Metro for Alliance ZipZone Services**

(packet pages 7-8)

Action Item

Backup Information: Memo

3. **Consider Approval of a Resolution approving Budget Revision 2023-04 for Alliance ZipZone Services**

(packet pages 9-14)

Action Item

Backup Information: Memo
Exhibit 1: Draft Resolution

4. **Consider Approval of Regular Meeting Minutes dated April 27, 2023**

(packet pages 15-20)

Action Item

Backup Information: Exhibit 1: April 27, 2023 Regular Meeting Minutes

REGULAR AGENDA

1. **Consider Approval of Monthly Financial Statements for March 2023 and Quarterly Reports for Quarter 2 – Fiscal Year 2023 and Receive an Update from the Chief Financial Officer Regarding Finance Operations**

(packet pages 21-46)

Action Item

Backup Information: Memo
Exhibit 1: Financial Statements (March 2023)
Exhibit 2: Investment Reports (March 2023)
Exhibit 3: Quarterly Grants Report – Q2 FY 2023

2. Discuss Intermediate Service Planning Study and Review Service Change Alternatives
(packet page 47)

Discussion Item

Backup Information: Memo

3. Discuss Update on the Collin County Rides Program
(packet page 48)

Discussion Item

Backup Information: Memo

4. Discuss Bus Fleet Plan Update and Status of Swiftly Technology Implementation
(packet page 49)

Discussion Item

Backup Information: Memo

5. Discuss First Draft of Fiscal Year 2024 Work Plan and Business Goals and Objectives for Denton County Transportation Authority (DCTA)
(packet page 50)

Discussion Item

Backup Information: Memo

6. Discuss Local and Regional Transportation Updates and Legislative Issues
(packet page N/A)

Discussion Item

Backup Information: Memo

INFORMATIONAL REPORTS

1. Monthly Safety, Service and Ridership Reports
(packet pages 51-61)

Backup Information: Memo

Exhibit 1: Safety Performance – FY to Date

Exhibit 2: Service Performance – FY to Date

Exhibit 3: Ridership by Mode – April 2023

Exhibit 4: Connect Ridership Year-Over-Year by Month

Exhibit 5: A-train Year-Over-Year Ridership Comparison

Exhibit 6: Fixed-Route Ridership – April 2023

Exhibit 7: UNT Ridership Year-Over-Year by Month

2. Provide Update on Fiscal Year 2024 Healthcare Benefit Contracts
(packet pages 62-63)

Backup Information: Memo



FUTURE AGENDA ITEMS AND BOARD MEMBER REQUESTS

Staff will discuss proposed future agenda items. Board members may request an informational item or action item to be added to the next Board meeting agenda.

Next Regular Board Meeting Date: June 22, 2023

REPORT ON ITEMS OF COMMUNITY INTEREST

Pursuant to Texas Government Section 551.0415 the Board of Directors may report on following items: (1) expression of thanks, congratulations, or condolences; (2) information about holiday schedules; (3) recognition of individuals; (4) reminders about upcoming DCTA and Member City events; (5) information about community events; and (6) announcements involving imminent threat to public health and safety.

CONVENE EXECUTIVE SESSION

The Board of Directors will convene into Closed Executive Session pursuant to Section 551.076(1) of the Texas Government Code, Deliberation Regarding Security Devices or Security Audits.

RECONVENE OPEN SESSION

Reconvene and Take Necessary Action on Items Discussed during Executive Session (if applicable).

ADJOURN

Board Members:

Cesar Molina, Denton County Seat 1, *Chair*
TJ Gilmore, Lewisville, *Vice-Chair*
Dianne Costa, Highland Village, *Secretary*
Alison Maguire, Denton
Andy Eads, Denton County Seat 2

Alternates

Jody Gonzalez, Denton County Seat 1
Kristin Green, Lewisville
Pat Smith, Denton
Paul Stevens, Highland Village
Vacant, Denton County Seat 2



Non-Voting Board Members:

Dennie Franklin, Frisco
Mark Miller, Flower Mound
Jeremie Maurina, The Colony
Tom Winterburn, Corinth
Vacant, Small Cities
Vacant, Little Elm

Staff Liaison:

Paul Cristina, CEO

This notice was posted on May 19, 2023 by 5pm.

A handwritten signature in blue ink, reading "Kisha Morris-Perkins", is written over a horizontal line.

Kisha Morris-Perkins
Executive Assistant | Board Process Manager



Board of Directors Memo

May 25, 2023

SUBJECT: Consider Approval of a Task Order Amendment with AECOM in the amount of \$68,000 to develop a Bus Stop, Shelter, and Amenity Relocation Plan and additional support services to the Intermediate Service Plan

Recommendation

Staff recommends the Board approve a Task Order Amendment with AECOM in the Amount of \$68,000 to develop a Bus Stop, Shelter, and Amenity Relocation Plan and additional support services to the Intermediate Service Plan.

Background

The purpose of the Intermediate Service Plan is to generate data-driven alternatives that attempt to balance GoZone coverage and fixed route service to increase ridership and improve efficiency, service, and cost outcomes.

Staff retained AECOM, an on-call planning consultant, to provide technical support for the staff-led Intermediate Service Plan (ISP) effort under an initial task order in the amount of \$65,210. The ISP has identified potential opportunities to capture additional bus ridership through improvement of existing bus stops and potential development of new stops.

This task order will enable AECOM to provide additional technical support to the ongoing ISP effort. AECOM will also provide a plan for relocation of existing bus shelters and amenities from areas no longer receiving fixed route service to the current, active bus network in Denton.

Previous Board Activity

The Board received a briefing on Intermediate Service Planning in the October 2022, January 2023, and April 2023 Board Meetings.

Identified Need

None.

Financial Impact

As defined in item. Funds for this item are available in the existing budget.

Exhibits

None.

Submitted By:

Tim Palermo, Planning & Data Analytics Manager



Board of Directors Memo

May 25, 2023

SUBJECT: Consider Approval of an Amended Interlocal Agreement with Trinity Metro for Alliance ZipZone Services

Recommendation

Staff recommends the Board approve an amended InterLocal Agreement with Trinity Metro to increase the direct invoiced costs of the Not to Exceed amount to \$475,000 and increase contracted revenue to the Not to Exceed amount of \$570,000.

Background

Trinity Metro's Alliance ZipZone program is served through a partnership with DCTA via an Interlocal Cooperation Agreement (ILA), utilizing DCTA's On-Demand Rideshare Services contract with Lyft. Trinity Metro directly reimburses DCTA for all direct costs associated with providing Lyft service, plus an administrative fee of 20% of these direct costs to manage and administer the program. This agreement was approved by the Board in January 2019 and has been subsequently amended to continue the service through September 2023.

DCTA is responsible for maintaining the contract and task orders associated with the mobility service provider (Lyft) and providing Trinity Metro with a monthly invoice which includes the cost of service, plus the administrative fee paid to DCTA. Included with the invoice is a report with the month's total ridership, obtained through the Lyft portal. Trinity Metro is responsible for all branding and marketing associated with the Alliance ZipZone program and reimbursing DCTA within 30 days of invoice submittal.

Increased demand in Fiscal Year 2023 has created a need to increase the Not to Exceed (NTE) budgeted amount of direct invoiced costs to \$475,000, which increases the NTE budgeted amount of contract revenue to \$570,000.

Agency	Service Rendered	Cost Allocation
Denton County Transportation Authority	Contracted Mobility Provider Service: Direct Invoiced Costs	Not to Exceed: \$475,000
	Administrative Fee: Contract Management, Billing, Administrations, Reporting, and Data Analytics	Not to Exceed: \$95,000 (20%)
		Total: \$570,000

Previous Board Activity & Action

- **October 27, 2022** – Informational Report 3 - Amend Interlocal Agreement with Trinity Metro and Task Order with Lyft for Alliance Services
- **December 1, 2022** – Consent Agenda Item 1 - Consider Approval of an Amended Interlocal Agreement with Trinity Metro and Task Order Extension with Lyft for Alliance Services

Identified Need

To support the increased demand for the Trinity Metro Alliance ZipZone service, DCTA will need to increase the budgeted NTE limits for this service, which is fully reimbursed by Trinity Metro along with a 20% administrative fee.

Financial Impact

As noted in the table under Background, the cost of DCTA services is estimated at \$475,000 for FY2023. The program costs attributed to DCTA activities will be fully reimbursed by Trinity Metro plus an administrative fee of 20%, estimated at \$95,000.

Exhibits

None.

Submitted by:


Javier Trilla, AVP of Innovation & Information Technology

Final Review:


Maurice Bell, Chief Operating Officer



Board of Directors Memo

May 25, 2023

SUBJECT: Consider Approval of a Resolution Approving Budget Revision 2023-04 for Alliance ZipZone Services

Recommendation

Staff recommends the Board approve a Resolution authorizing Budget Revision 2023-04 for the FY2023 Operating and Capital Budget.

Background

The DCTA budget is prepared months in advance of the start of the October 1 fiscal year and not all revenues and expenses can be anticipated at the time of the budget preparation. Therefore, during the fiscal year, it may become necessary to reforecast the annual revenues and expenses and modify the budget by amendment. Amending the budget for material changes will provide a better forecasting and management tool for the Board and DCTA staff.

Previous Board Activity & Action

The FY23 budget was originally adopted on September 22, 2022. This is the fourth budget revision related to the FY23 budget.

Identified Need

In order to improve financial reporting and communicate expected financial results, the revised budget is submitted to the Board for consideration and approval of the attached Budget Revision 2023-04. DCTA's Financial Management Policies require approval of a Board resolution to authorize a budget amendment that increases the total adopted fiscal year budget or moves funds between DCTA and North Texas Mobility Corporation.

Items included in this revision are as follows:

MOBILITY SERVICES:

Trinity Metro:

Increased demand for Trinity Metro's Alliance ZipZone service has created a need to increase budget line items in both expense and contracted revenue. The cost of this service is fully reimbursed by Trinity Metro and uses DCTA's Lyft agreement to render services and provides DCTA with a 20% administrative fee on the costs of the total cost of the trips that are provided in that service area. This budget revision supports alignment of the budget with the approved, amended ILA.

Financial Impact

The total budget impact of Budget Revision 2023-04 is an increase to Net Position of \$52,920.

Exhibits

Exhibit 1: Resolution Approving Budget Revision 2023-04
Exhibit A: Budget Revision 2023-04



Submitted By:

A handwritten signature in blue ink, reading "Jane Filarowicz", is written over a horizontal line.

Jane Filarowicz
Senior Manager of Budget

Final Review:

A handwritten signature in blue ink, reading "Sherrelle Evans-Jones", is written over a horizontal line.

Sherrelle Evans-Jones, CPA
Chief Financial Officer

**DENTON COUNTY TRANSPORTATION AUTHORITY
RESOLUTION NO. R23-05**

A RESOLUTION OF THE BOARD OF DIRECTORS OF THE DENTON COUNTY TRANSPORTATION AUTHORITY (DCTA) APPROVING FISCAL YEAR 2023 BUDGET REVISION NUMBER 2023-04 REVISED OPERATING & CAPITAL BUDGET, ATTACHED HERETO AS EXHIBIT “A”; PROVIDING A REPEALING CLAUSE; AND PROVIDING AN EFFECTIVE DATE.

WHEREAS, DCTA budget is a well calculated estimate as to what will be needed for expenditures in the fiscal year; and

WHEREAS, budget estimates are often prepared months in advance of the actual expenditures and the possibility that the actual amount of the expenditure will be known in exact terms at the time of the budget preparation is unlikely; and

WHEREAS, it may become necessary to reforecast the annual expenditures and modify the budget by amendment; and

WHEREAS, the Board of Directors of the DCTA desires to amend the fiscal year 2023 Operating and Capital Budget as set forth in Exhibit “A”.

NOW, THEREFORE, BE IT RESOLVED BY THE BOARD OF DIRECTORS OF THE DENTON COUNTY TRANSPORTATION AUTHORITY, THAT:

SECTION 1. The Operating and Capital Budget Revision attached hereto as Exhibit “A” and the same is hereby adopted and which shall amend the original budget adopted September 22, 2022, from and after the effective date of this Resolution.

SECTION 2. All provisions of the resolutions of the Board of Directors of the DCTA, in conflict with the provisions of this Resolution be, and the same are hereby, repealed, and all other provisions not in conflict with the provisions of this Resolution shall remain in full force and effect.

SECTION 3. This Resolution shall become effective immediately upon its passage and approval.

DULY PASSED AND APPROVED BY THE BOARD OF DIRECTORS OF THE DENTON COUNTY TRANSPORTATION AUTHORITY THE 25TH DAY OF MAY, 2023.

APPROVED:

Cesar Molina, Chair

ATTEST:

Dianne Costa, Secretary

Exhibit “A”
Budget Revision 2023-04
(to be attached)

DENTON COUNTY TRANSPORTATION AUTHORITY (DCTA)
BUDGET TRANSFER / REVISION REQUEST

TRANSACTION TYPE: Transfer ☐
 Revision ☒

Number: 2023-04

Current Budget Amount	Budget Revision Amount	Revised Budget Amount
-----------------------------	------------------------------	-----------------------------

ADDITIONS TO EXISTING BUDGET

Operating Revenue:	Contract Service Revenue (240.40120)	\$ 298,381	\$ 317,520	\$ 615,901
Operating Expense:	Purchased Transportation (240.50810)	885,876	264,600	1,150,476

Net Position Impact \$ 52,920

EXPLANATION: Increased demand for Trinity Metro's Alliance ZipZone service has created a need to increase budget line items in both expense and revenue. The cost of this service is fully reimbursed by Trinity Metro and uses DCTA's Lyft agreement to render services and provides DCTA with a 20% administrative fee on the costs of the total cost of the trips that are provided in that service area. This budget revision includes an increase to contract service revenue of \$317,520 and an increase to purchased transportation expense of \$264,600, with a positive net position impact of \$52,920.

DATE:

REQUESTED BY:

Jane Filarowicz

DATE:

REVIEWED BY:

Sherrille Ezzo-Jones

DATE:

CEO:

Paul A. Bart



Board of Directors Regular Meeting Minutes

April 27, 2023 | 10:00 a.m.

The Board of Directors of the Denton County Transportation Authority (DCTA) convened a Regular Board of Directors Meeting with Chair Cesar Molina presiding on Thursday, April 27, 2023 at 10:00am, located at the DCTA Administrative Offices, 1955 Lakeway Drive, Suite 260, Lewisville, Texas 75057.

Voting Members

Chair Cesar Molina, Denton County
Vice-Chair TJ Gilmore, City of Lewisville
Secretary Dianne Costa, City of Highland Village
Board Member Andy Eads, Denton County
Board Member Alison Maguire, City of Denton

Alternates

Board Member Jody Gonzalez, Denton County
Board Member Kristin Green, City of Lewisville
Board Member Pat Smith, City of Denton
Board Member Paul Stevens, City of Highland Village

Non-Voting Members

Board Member Tom Winterburn, City of Corinth
Board Member Dennie Franklin, City of Frisco
Board Member Mark Miller, City of Flower Mound
Board Member Jeremie Maurina, City of The Colony

Legal Counsel

Joe Gorfida, Nichols Jackson

DCTA CEO

Paul A. Cristina

CALL TO ORDER

The meeting was called to order at 10:05am. All Board Members were present except for Board Members Eads and Gonzalez. Board Member Maguire arrived at 10:07am.

INVOCATION

Board Member Costa provided the invocation.

PLEDGE OF ALLEGIANCE

The Board of Directors and staff recited the pledge to the United States and Texas flags.

INTRODUCTIONS

Joe Oerum, Senior Director of Contracts and Procurement
Jan Filarowicz, Senior Director of Budget

PUBLIC COMMENT

Kristine Bray – City of Denton

Tracy Duckworth – City of Denton

Liam Guamo-Wakefield – City of Denton

Alberto Salazar – Comment emailed

CONSENT AGENDA

1. Consider Approval of Monthly Financial Statements for February 2023
2. Consider Approval of Task Order with Lockwood, Andrews & Newnam for A-train Enhancement Study, Amendment 1, in the amount of \$115,540
3. Consider Approval of Regular Meeting Minutes dated February 23, 2023

Motion by Board Member Maguire with a second by Vice-Chair Gilmore to approve as presented. Motion passes 4-0.

REGULAR AGENDA

1. **Discuss Denton County Transportation Authority (DCTA) Methodology to Identify Peer Transit Agencies**

CEO Paul Cristina provided the presentation highlighting the following:

- Peer Agency Review
- Cohort Definition
- A-train – Context for Ridership Evaluation
- Demand Response – Context for Ridership Evaluation
- DCTA Peer Agencies – Proposal

Agencies closest to DCTA total 2022 Ridership

- Knoxville, TN (Knoxville Area Transit Authority)
- Greensboro, NC (Greensboro Transit Authority)

Commuter rail & demand response at similar ridership/scale as DCTA

- Fort Worth, TX (Trinity Metro)
- Nashville, TN (Metro Transit Authority)

Multimodal portfolio/small-midsize urban/suburban context similar to DCTA

- Ann Arbor, MI (Ann Arbor Transit Authority)
- Vancouver, WA (C-Tran)
- State College, PA (Centre Area Transportation Authority)
- Indianapolis, IN (Indianapolis Public Transportation Authority)
- Dayton, OH (Greater Dayton Regional Transportation Authority)
- Jacksonville, FL (Jacksonville Transit Authority)
- Peer Agency Profiles

Board discussion regarding the uniqueness of DCTA, similarities, comparisons, DART not being on the list of comparisons, and trends. It was suggested that staff contact Greensboro directly to obtain information (i.e. data, budget, etc.) as that information was not provided.

No Board action required at this time.

2. Consider a Resolution to Approve a Budget Amendment to Modify Denton County Transportation Authority (DCTA) and North Texas Mobility Corporation (NTMC) Staff Organizational Structures

CEO Paul Cristina provided the presentation highlighting the following:

- Current DCTA Organization Structure (proposed vacant positions to eliminate)
- Current NTMC Organization Structure (proposed vacant positions to eliminate)
- Proposed DCTA Organization Structure (4 new positions: Director of Transportation, Vice-President (VP) or Executive Vice-President (EVP) of Planning and Development, Manager of Data and Analytics and Director of Customer Service)
- NTMC Proposed Structure (No new positions)
- Budget Amendment Summary
 - Current Budget Amendment
 - FY24 Staff Budget Look Ahead

Mr. Cristina indicated that no current employee jobs will be eliminated as a result of these reorganizational structures.

Board discussion regarding clarification of positions (reduction/increase), and salary and benefits. The Board commended staff on the planning and execution of this reorganization.

Motion by Board Member Maguire with a second by Secretary Costa to approve Resolution R23-04 as presented. Motion passes 4-0.

3. Discuss State Legislative Update

Drew Campbell from Capital Insights and Brandi Bird from Bird Advocacy provided a Legislative Update to the Board highlighting the following:

- DCTA Legislative Day (March 20, 2023)
- 2023 Legislative Session
 - Bills with negative impact to DCTA: SB 175, HB 5140
 - Bills that positively impact funding: HJR 77, SJR 37, HB 3812 and HJR 204
 - Bills that impact peer transit agencies: DART Bill: HB 3146/SB 1370 and Austin Transit Partnership Bill: BH 3899/SB 1791
- Key Dates: May 8, May 12, May 19 and May 29
- Interim Efforts
 - Debrief with Staff
 - Discuss goals for next session and build strategies leading up to 2025 Session
 - Meet with House Transportation Committee Chairman – Terry Canales
 - Meet with Senate Transportation Committee Chairman – Robert Nichols

- Implement strategy and relationship building efforts over interim to prepare for 2025 Session

Board discussion regarding the process to meet with Committee Chairs, ensuring timely conversations with individuals (i.e. Members, Leadership) that have filed transportation bills, and explaining the importance of funding for transit success.

The Board thanked Capitol Insights, Bird Advocacy and DCTA staff for the success of DCTA Day held in Austin, Texas.

No Board action required at this time.

4. Discuss Intermediate Service Plan Update

Javier Trilla, AVP of Innovation and Information Technology and Tim Palermo, Planning and Data Analytics Manager, gave the presentation to the Board highlighting the following:

- GoZone and Key Performance Indicators – FY 23- Year to Date
- UNT Network Performance
- Intermediate Service Plan – Recap
- GoZone Multi-Modal Trip Proposals and Click Thru
- Unlinked Transit Trip Components
- Travel Time Between Network Nodes
- Identifying and Refining Bus Network Alternatives
- Peak Period Consideration
- Bus Network: 3 Route Alternatives
- Bus Network: 5 Route Alternatives
- Passenger Trip Capture Potential – ¼ mile travel shed
- GoZone Geofencing Considerations
- Intermediate Service Plan Process

Board discussion regarding Geofencing, 3-route vs. 5-route approach, reporting data from UNT/Connect routes together, logistic concerns regarding 5-route approach, Roadmap for Phase 1, avoiding duplication of service, disabling GoZone services around Fixed Routes, discussion of “power of convenience” among riders, concerns regarding federal funding, revenue decline, capital costs, fiscal position, reducing KPIs in Denton GoZone, proponents of the phase program, data collection and human behavior, benchmarks, staffing to perform the work, conversations regarding UNT routes, frequency and hours, and possibility of servicing Denton City Limits with GoZone service.

The Board requested to review the last 24 months of service changes and impacts, a larger map of existing Geofencing for Denton, and information regarding A-train capital funding prior to approving the overall operating budget, and UNT cost of service.

It was the consensus of the Board to proceed with the phased approach on a 3-route network.

No Board action required at this time.

5. Discuss Chief Operating Officer (COO) 100-day Report

Chief Operating Officer Maurice Bell provided the presentation highlighting the following:

- Safety, Security and Risk – accidents (i.e. collisions and falls), crimes (i.e. terrorist attacks, vandalism and theft), and other incidents (i.e. suicide attempts)
- Operational Performance – Vehicles, Facilities, Guideway Elements
- DCTA Revenue Fleet
- Bus
- Expanded Level Project: Rail Major Maintenance (A-train)
- Recommended Rail Fleet Maintenance: FY 26-FY30 (Draft)
- Access (Standards and Expectations)
- Ridership Experience (Branding, Benchmarking, Transparency of Service, Quality Assurance)
- Employee Engagement – Employee Recognition (Individual and Departmental), Peer Committees (NTMC Route Committee)
- Technology – Swifty and Everbridge
- Bus Technology
- Vehicle Management

Board discussion regarding increased power demands due to technology advancements.

No Board action required at this time.

6. Discuss Local and Regional Transportation Updates and Legislative Issues

Chair Molina, Secretary Costa and CEO Paul Cristina highlighted the following:

- RTC Update
- DMRC Update
- Collin County Rides Program Update (May Board Meeting)

No Board action required at this time.

INFORMATIONAL REPORTS – ***No Board action required.***

1. Monthly Safety, Service and Ridership Reports
2. Update on North Central Texas Council of Governments (NCTCOG) Grant Funding for Relocation and Rehabilitation of Bus Stops & Shelters and A-train Extended Service Hour Program
3. Update on Collin County Rides Program
4. Denton County Transportation Authority (DCTA) Fare Policy

FUTURE AGENDA ITEMS AND BOARD MEMBER REQUESTS

None.



REPORT ON ITEMS OF COMMUNITY INTEREST

The Board extended congratulations to DCTA employees Bracey Goodwin on his recent marriage, Javier Trilla for completing his second Boston Marathon with a time of 2:50:56, and for the support during the City of Lewisville ColorPalooza.

CONVENE EXECUTIVE SESSION

The Board did not convene into Executive Session.

ADJOURN

With no further business discussed, Chair Molina adjourned the meeting at 1:10pm.

Cesar Molina, Chair

Dianne Costa, Board Secretary

Board of Directors Memo**May 25, 2023**

SUBJECT: Consider Approval of Monthly Financial Statements for March 2023 and Quarterly Reports for Q2 FY2023 and Receive an Update from the Chief Financial Officer Regarding Finance Operations

Recommendation

Staff recommends the Board approve the financial statements for March 31, 2023.

Background

The Financial Statements are presented monthly to the Board of Directors for acceptance. The reports for the period ending March 31, 2023, include the Statement of Change in Net Position and the Investment Report. These reports provide a comparison of year-to-date budget vs. actual performance.

Previous Board Activity & Action

There has been no previous Board activity on this item.

Identified Need

Provides the Board a review of the agency's financial position and performance to budget.

Financial Impact

The financial impact of the period ending March 31, 2023 has been summarized within the respective documents provided. The staff stands ready to answer any questions the board may have regarding the March 31, 2023 financial performance.

Exhibits

Exhibit 1: Year-to-Date Financial Statements – March 31, 2023

Exhibit 2: Investment Report – March 31, 2023

Exhibit 3: Quarterly Grants Report – Q2 FY 2023

Submitted by:



Sherrelle Evans-Jones, CPA
Chief Financial Officer



DENTON COUNTY TRANSPORTATION AUTHORITY

Statement of Revenue and Expenditures
Presented for the Period Ended March 31, 2023
(UNAUDITED)

	Prior Year Actual			FY 2023 - March 31, 2023					
	2020	2021	2022	YTD Budget	YTD Actual	Annual Budget	Actual %	Expected %	Notes
Revenue and Other Income									
Passenger Revenues	\$ 833,637	\$ 542,920	\$ 928,716	\$ 872,826	\$ 628,112	\$ 1,797,627	34.9%	48.6%	Although ridership has increased from FY22, total system YTD ridership revenue down about 10% compared to budgeted estimated revenue for FY23.
Contract Service Revenues	3,378,826	2,969,330	3,718,416	2,160,427	2,090,762	3,975,661	52.6%	54.3%	
Sales Tax Revenues	29,817,364	34,653,779	38,030,250	19,590,932	19,690,106	39,646,685	49.7%	49.4%	Sales tax continues to perform ahead of budget.
Federal/State Grants - Capital	3,472,677	1,409,423	95,069	285,000	58,817	2,801,060	2.1%	10.2%	Several Grants are awaiting FTA approval. Invoicing/grant revenue processing underway.
Federal/State Grants - Operating	16,214,135	15,858,885	19,028,351	2,679,813	336,806	13,042,809	2.6%	20.5%	Additionally, there are several grants awaiting FTA approval.
Total Revenues and Other Income	53,716,639	55,434,337	61,800,802	25,588,998	22,804,603	61,263,842			
Operating Expenses									
Salary, Wages and Benefits	4,432,165	3,903,858	4,002,824	2,791,680	1,856,165	5,563,276	33.4%	50.2%	FY23 Budget vs Actual Note: FY23 budget includes estimates for vacant positions.
Outsourced Services and Charges	2,922,575	3,029,903	4,517,965	3,322,981	1,343,111	6,297,146	21.3%	52.8%	
Materials and Supplies	1,922,265	1,711,081	2,536,927	1,743,350	831,221	3,362,738	24.7%	51.8%	
Utilities	431,838	425,655	455,020	327,242	172,816	666,751	25.9%	49.1%	
Insurance	1,656,122	1,692,506	1,608,328	875,238	820,215	1,750,482	46.9%	50.0%	
Purchased Transportation Services	10,091,454	9,810,849	19,146,955	11,364,144	8,927,985	22,706,776	39.3%	50.0%	
Employee Development	164,699	80,428	119,259	174,883	49,462	310,565	15.9%	56.3%	
Leases and Rentals	226,632	215,069	132,033	73,230	69,650	146,452	47.6%	50.0%	
Depreciation	9,559,752	9,524,340	11,351,682	5,629,877	4,632,260	11,211,908	41.3%	50.2%	
Total Operating Expenses	31,407,502	30,393,689	43,870,994	26,302,625	18,702,885	52,016,094			
Income Before Non-Operating Revenues and Expenses	22,309,137	25,040,648	17,929,808	(713,627)	4,101,718	9,247,748			
Non-Operating Revenues/(Expense)									
Investment Income	320,793	31,178	462,425	3,000	2,075,635	6,000	34593.9%	50.0%	2023 Actual revenue reflects investment of liquid assets in accordance with agency investment policy.
Gain (Loss) on Disposal of Assets	(7,482)	42,344	29,719	-	-	-	0.0%	0.0%	
Other Income/(Expense) - Miscellaneous	421,389	460,209	447,462	9,395,418	326,991	9,623,610	3.4%	97.6%	\$9.6M annual budget includes plans for the JROF.
Long Term Debt Interest/Expense	(909,133)	(697,187)		(106,320)	(106,465)	(212,640)	50.1%	50.0%	
Total Non-Operating Revenues/(Expenses)	(174,434)	(163,456)	939,606	9,292,098	2,296,161	9,416,970			
Income (Loss) before Transfers to NTMC	22,134,703	24,877,192	18,869,414	8,578,471	6,397,879	18,664,718			
Transfers Out to NTMC	(7,555,428)	(6,489,350)	(5,926,669)	(3,774,467)	(2,799,250)	(7,337,796)	38.1%	51.4%	
Total Transfers	(7,555,428)	(6,489,350)	(5,926,669)	(3,774,467)	(2,799,250)	(7,337,796)			
Change in Net Position	\$ 14,579,275	\$ 18,387,842	\$ 12,942,745	\$ 4,804,004	\$ 3,598,629	\$ 11,326,922			



North Texas Mobility Corporation

Statement of Revenue and Expenditures
Presented for the Period Ended March 31, 2023

(UNAUDITED)

	Prior Year Actual			FY 2023 - March 31, 2023					
	2020	2021	2022	YTD Budget	YTD Actual	Annual Budget	Actual %	Expected %	Notes
Operating Expenses									
Salary, Wages and Benefits	\$ 7,211,423	\$ 6,028,468	\$ 5,355,034	\$ 3,393,278	\$ 2,696,194	\$ 6,579,563	41.0%	51.6%	
Outsourced Services and Charges	201,117	366,444	504,702	303,723	63,625	\$ 607,445	10.5%	50.0%	
Materials and Supplies	-	603	940	968	592	\$ 1,936	30.6%	50.0%	
Insurance	127,872	109,898	52,044	47,808	35,953	\$ 95,592	37.6%	50.0%	
Employee Development	15,015	15,051	13,949	28,690	2,887	\$ 53,260	5.4%	53.9%	
Total Operating Expenses	7,555,428	6,520,464	5,926,669	3,774,467	2,799,250	7,337,796			
Income (Loss) before Transfers	(7,555,428)	(6,520,464)	(5,926,669)	(3,774,467)	(2,799,250)	(7,337,796)			
Transfers In	7,555,428	6,520,464	5,926,669	3,774,467	2,799,250	7,337,796			
Total Transfers	\$ 7,555,428	\$ 6,520,464	\$ 5,926,669	\$ 3,774,467	\$ 2,799,250	\$ 7,337,796			

INVESTMENT REPORT

Denton County Transportation Authority

.....

January 1 to March 31, 2023



Contents

Market Recap3

Investment Officers’ Certification4

Portfolio Overview5

Portfolio Overview6

Asset Allocation7

Credit Rating Summary8

Benchmark Comparison.9

Fund Overview10

Detail of Security Holdings11

Earned Income13

Investment Transactions.15

Investment Transactions Totals.16

Amortization and Accretion17

Projected Cash Flows.18

Projected Cash Flows Totals.19

Disclosures & Disclaimers20

Investment Management Team

Scott McIntyre
Senior Portfolio Manager
512.481.2009
Scott.McIntyre@HilltopSecurities.com

Greg Warner
Senior Portfolio Manager
512.481.2012
Greg.Warner@HilltopSecurities.com

Jodi Jones
Investment Reporting Manager
512.481.2076
Jodi.Jones@HilltopSecurities.com

Market Recap

As the calendar turned to March investors were still digesting the stronger-than-expected January data released throughout the month of February. The first day of March brought the ISM manufacturing survey which remained in contraction but posted the first increase in six months to 47.7. But it was the prices paid component climbing from 44.5 to 51.3 that raised alarm bells and sparked another bout of inflation fears. A few days later, during his semi-annual testimony before Congress, Fed Chair Powell, sounding very hawkish, pointed to still tight labor markets and stubborn inflation as reasons the FOMC would need to raise rates further and keep them there for longer. Investors concluded the Fed might need to hike another 100 basis points in order to curtail demand and bring inflation back to its +2.0% target. The two-year Treasury note yield climbed above 5% for the first time in nearly 16 years, peaking at 5.07% on March 8th.

That same day, Silicon Valley Bank (SVB) announced it had taken a \$1.8 billion loss as it liquidated positions from its \$21 billion portfolio of mostly full-faith-and-credit U.S. Treasury securities. The sudden decision to realize such a massive loss signaled that SVB was in trouble. Panicked depositors tried to withdraw \$142 billion over a two-day period, representing 85% of the bank's total deposits. On Friday, March 10th, with SVB illiquid, unable to pay depositors and on the verge of collapse, the FDIC assumed control, resulting in the *second largest bank failure in U.S. history*. Two days later, New York's Signature Bank was closed.

Markets made the assumption that these weren't the only financial institutions with large fixed income portfolios that had suffered significant market losses as a result of Fed rate hikes and were vulnerable to a run on deposits. Fears of contagion ran rampant. As a result, bond yields plunged as depositors withdrew their funds from banks and moved into money market funds and the safe harbor of government bonds. Markets quickly concluded that tighter credit conditions would slow the economy rapidly in the months ahead.

Hoping to limit the damage, the Treasury Department announced that all depositors at the failed banks would be covered by the FDIC, and the Fed implemented an emergency

lending facility. These actions did stem the tide, but the damage to the outlook was done.

Government bond markets were wildly volatile in the wake of the bank failures. After topping 5% in early March, the two-year Treasury yield would plunge 150 basis points, trading as low as 3.58%. Fed funds futures would go from expecting another 100 basis points of rate hikes to expecting 100 basis points of rate cuts.

Economic data released during March was largely ignored, though the February employment report, CPI and retail sales all moderated from January's surge. The softer data sapped the Fed's urgency and added weight to the yield declines. Nonetheless, the FOMC did raise the fed funds target another 25 basis points at its March 22nd meeting, taking the upper bound to 5.00%. Chair Powell opened the door for a pause in May if the data were to support it, but the inflation battle remains the committee's top priority.

The economic outlook hasn't been remotely clear in years, but it's only grown cloudier. Analysts believe banking concerns will ultimately restrain credit conditions and increase the odds of recession, but the U.S. economy continues to expand, and inflation remains extremely elevated. The Fed's target rate is now at a 16-year high and the FOMC's updated "dot plot" showed one more 25 basis point hike in May, before holding steady through the remainder of the year. The bond market has parted company with Fed officials and is now signaling, through dramatically lower yields, that tightening is complete, and easing is on the near horizon.

Investment Officers' Certification

This report is prepared for the Denton County Transportation Authority (the "Entity") in accordance with Chapter 2256 of the Texas Public Funds Investment Act ("PFIA"). Section 2256.023(a) of the PFIA states that: "Not less than quarterly, the investment officer shall prepare and submit to the governing body of the entity a written report of the investment transactions for all funds covered by this chapter for the preceding reporting period." This report is signed by the Entity's investment officers and includes the disclosures required in the PFIA.

The investment portfolio complied with the PFIA and the Entity's approved Investment Policy and Strategy throughout the period. All investment transactions made in the portfolio during this period were made on behalf of the Entity and were made in full compliance with the PFIA and the approved Investment Policy.

Investment Officers



Sherrelle Evans-Jones
Chief Financial Officer



Paul Cristina
Chief Executive Officer

Portfolio Overview

Portfolio Summary

	Prior 31 Dec-22	Current 31 Mar-23
Par Value	97,510,892.60	101,507,899.24
Original Cost	97,402,456.36	101,280,812.59
Book Value	97,434,866.68	101,405,593.09
Market Value	97,361,312.47	101,379,002.66
Accrued Interest	82,254.94	190,861.20
Book Value Plus Accrued	97,517,121.61	101,596,454.29
Market Value Plus Accrued	97,443,567.41	101,569,863.86
Net Unrealized Gain/(Loss)	(73,554.21)	(26,590.42)

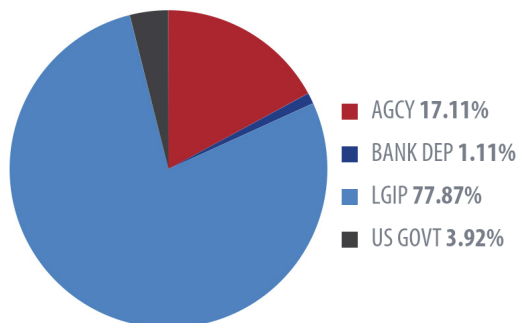
Income Summary

	1 Jan-23 to 31 Mar-23
Interest Income	975,972.65
Net Amortization/Accretion	79,242.88
Realized Gain/(Loss)	0.00
Net Income	1,055,215.53

Portfolio Characteristics

	Prior 31 Dec-22	Current 31 Mar-23
Yield to Maturity	3.825%	4.438%
Yield to Worst	3.825%	4.438%
Days to Final Maturity	44	31
Days to Effective Maturity	44	31
Duration	0.53	0.38

Asset Allocation

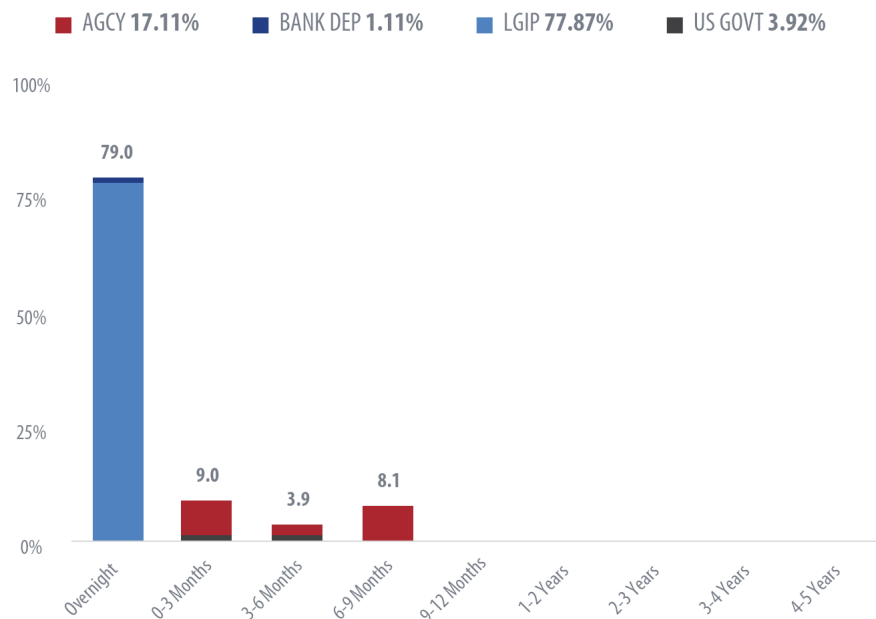


Transaction Summary

Transaction Type	Quantity	Principal	Interest	Total Amount	Realized Gain/Loss
Buy	4,000,000.00	(3,894,476.89)	0.00	(3,894,476.89)	0.00
Maturity	(3,570,000.00)	3,570,000.00	0.00	3,570,000.00	0.00
Coupon	0.00	0.00	18,643.75	18,643.75	0.00

Portfolio Overview

Maturity Distribution by Security Type



Top Ten Holdings

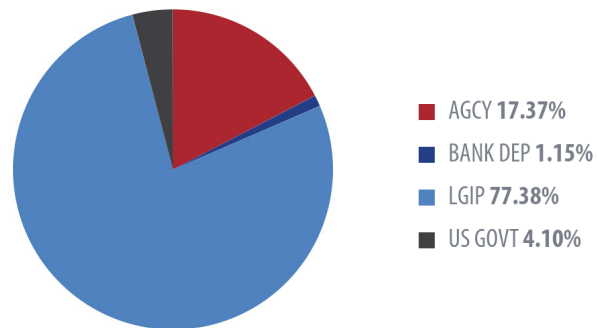
Issuer	Allocation
TEXSTAR	77.87%
Federal Home Loan Banks	10.07%
Federal Farm Credit Banks Funding Corporation	7.04%
United States Department of The Treasury	3.92%
WF	1.11%

Maturity Distribution by Security Type

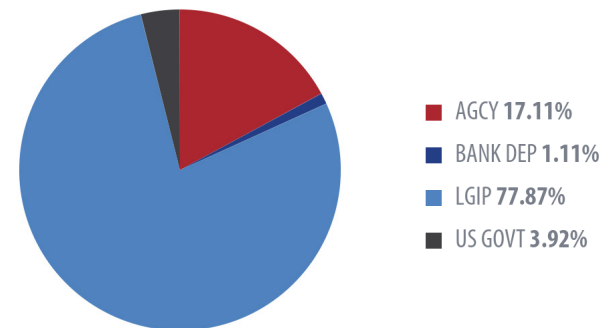
Security Type	Overnight	0-3 Months	3-6 Months	6-9 Months	9-12 Months	1-2 Years	2-3 Years	3-4 Years	4-5 Years	Portfolio Total
AGCY	--	7,141,270.25	1,960,117.20	8,250,660.87	--	--	--	--	--	17,352,048.32
BANK DEP	1,121,460.27	--	--	--	--	--	--	--	--	1,121,460.27
LGIP	78,961,438.97	--	--	--	--	--	--	--	--	78,961,438.97
US GOVT	--	1,999,141.63	1,971,503.89	--	--	--	--	--	--	3,970,645.52
Total	80,082,899.24	9,140,411.88	3,931,621.09	8,250,660.87	--	--	--	--	--	101,405,593.09

Asset Allocation

Asset Allocation by Security Type as of
31-Dec-2022



Asset Allocation by Security Type as of
31-Mar-2023



Book Value Basis Security Distribution

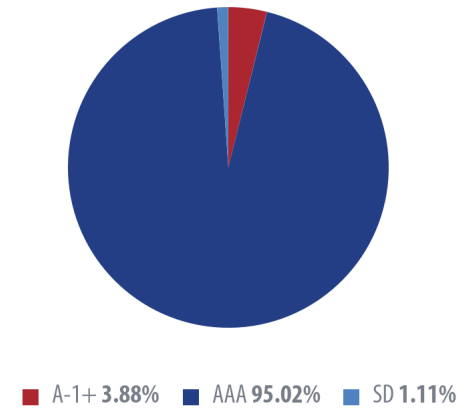
Security Type	Prior Balance 31-Dec-22	Prior Allocation 31-Dec-22	Change in Allocation	Current Balance 31-Mar-23	Current Allocation 31-Mar-23	Yield to Maturity
AGCY	16,928,280.92	17.37%	(0.26%)	17,352,048.32	17.11%	4.233%
BANK DEP	1,117,393.79	1.15%	(0.04%)	1,121,460.27	1.11%	0.503%
LGIP	75,398,498.81	77.38%	0.48%	78,961,438.97	77.87%	4.607%
US GOVT	3,990,693.16	4.10%	(0.18%)	3,970,645.52	3.92%	3.096%
Portfolio Total	97,434,866.68	100.00%		101,405,593.09	100.00%	4.438%

Credit Rating Summary

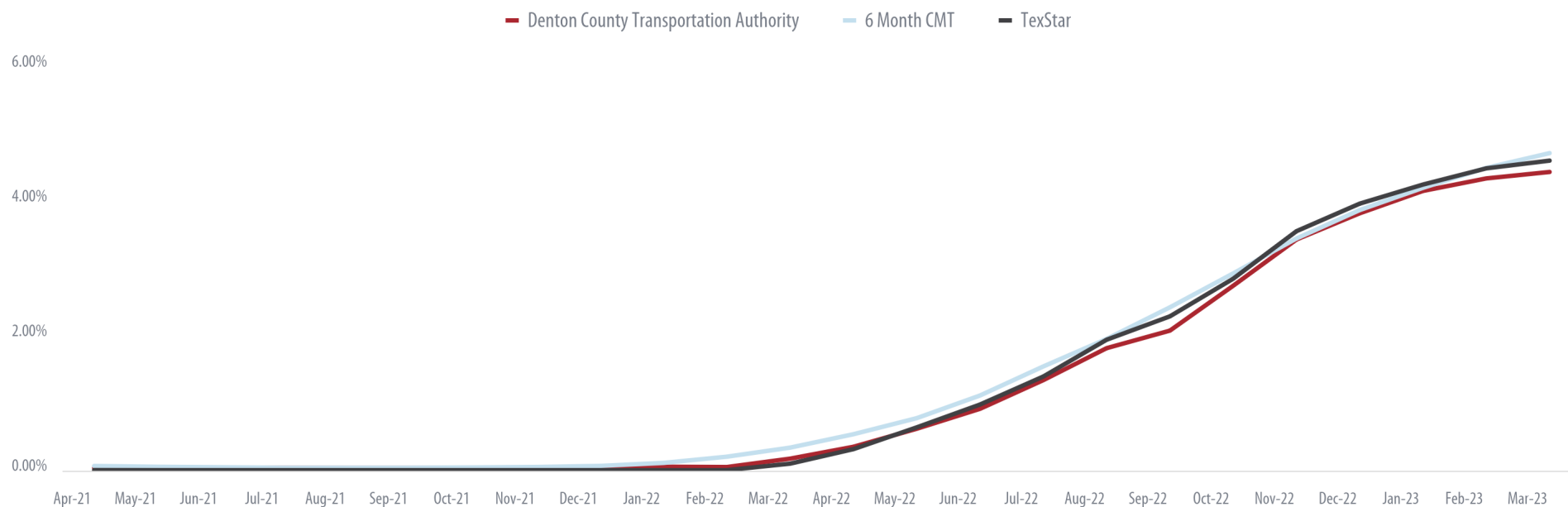
Rating Distribution

	Book Value	Portfolio Allocation
Secured Deposits (Insured or Collateralized)		
Demand Deposits	1,121,460.27	1.11%
Total Secured Deposits	1,121,460.27	1.11%
Local Government Investment Pools & Money Market Funds		
AAA	78,961,438.97	77.87%
Total Local Government Investment Pools & Money Market Funds	78,961,438.97	77.87%
Short Term Rating Distribution		
A-1+	3,931,621.09	3.88%
Total Short Term Rating Distribution	3,931,621.09	3.88%
Long Term Rating Distribution		
AAA	17,391,072.75	17.15%
Total Long Term Rating Distribution	17,391,072.75	17.15%
Portfolio Total	101,405,593.09	100.00%

Allocation by Rating



Benchmark Comparison



Yield Overview

	Apr-21	May-21	Jun-21	Jul-21	Aug-21	Sep-21	Oct-21	Nov-21	Dec-21	Jan-22	Feb-22	Mar-22	Apr-22	May-22	Jun-22	Jul-22	Aug-22	Sep-22	Oct-22	Nov-22	Dec-22	Jan-23	Feb-23	Mar-23
Denton County Transportation Authority	0.04	0.04	0.05	0.04	0.04	0.04	0.04	0.04	0.04	0.06	0.06	0.18	0.36	0.62	0.92	1.35	1.82	2.08	2.75	3.44	3.82	4.16	4.34	4.44
6 Month CMT	0.07	0.06	0.05	0.05	0.05	0.05	0.05	0.06	0.07	0.12	0.21	0.34	0.54	0.78	1.12	1.55	1.96	2.43	2.93	3.45	3.87	4.20	4.50	4.72
TexStar	0.01	0.01	0.01	0.01	0.01	0.01	0.01	0.01	0.01	0.01	0.01	0.11	0.32	0.65	0.98	1.40	1.95	2.29	2.85	3.56	3.97	4.25	4.49	4.61

Fund Overview

Fund Name	Prior Book Value	Prior Market Value	Changes to Market Value	Current Book Value	Current Market Value	Net Income	Days to Final Mty	YTM	YTW
2011 Bond Fund	676,484.89	676,484.89	(4,706.88)	671,778.01	671,778.01	1,293.12	1	0.840%	0.840%
Additional Reserve Fund	1,385,793.01	1,385,793.01	15,255.54	1,401,048.55	1,401,048.55	15,255.54	1	4.607%	4.607%
Bond Fund	1,256,453.47	1,256,453.47	757,748.51	2,014,201.98	2,014,201.98	18,737.91	1	4.607%	4.607%
Operating Fund	440,908.90	440,908.90	8,773.36	449,682.26	449,682.26	0.00	1	0.000%	0.000%
Reserve Fund	9,925,147.56	9,881,910.10	6,157,857.06	16,058,258.46	16,039,767.16	145,975.28	29	4.090%	4.090%
Sales Tax Fund	83,750,078.85	83,719,762.10	(2,917,237.39)	80,810,623.82	80,802,524.70	873,953.68	33	4.555%	4.555%
Total	97,434,866.68	97,361,312.47	4,017,690.20	101,405,593.09	101,379,002.66	1,055,215.53	31	4.438%	4.438%

Detail of Security Holdings

CUSIP	Settle Date	Security Type	Security Description	CPN	Maturity Date	Next Call Date	Call Type	Par Value	Purch Price	Original Cost	Book Value	Mkt Price	Market Value	Days to Mty	Days to Call	YTM	YTW	Rating
2011 Bond Fund																		
WF-MANA		BANK DEP	Wells Fargo Managed Rate		03/31/23			671,778.01	100.000	671,778.01	671,778.01	100.000	671,778.01	1		0.840	0.840	SD
Total 2011 Bond Fund								671,778.01		671,778.01	671,778.01		671,778.01	1		0.840	0.840	
Additional Reserve Fund																		
TEXSTAR		LGIP	TexSTAR		03/31/23			1,401,048.55	100.000	1,401,048.55	1,401,048.55	100.000	1,401,048.55	1		4.607	4.607	AAA
Total Additional Reserve Fund								1,401,048.55		1,401,048.55	1,401,048.55		1,401,048.55	1		4.607	4.607	
Bond Fund																		
TEXSTAR		LGIP	TexSTAR		03/31/23			2,014,201.98	100.000	2,014,201.98	2,014,201.98	100.000	2,014,201.98	1		4.607	4.607	AAA
Total Bond Fund								2,014,201.98		2,014,201.98	2,014,201.98		2,014,201.98	1		4.607	4.607	
Operating Fund																		
WF-SWEEP		BANK DEP	Wells Fargo Sweep		03/31/23			449,682.26	100.000	449,682.26	449,682.26	100.000	449,682.26	1		0.000	0.000	SD
Total Operating Fund								449,682.26		449,682.26	449,682.26		449,682.26	1		0.000	0.000	
Reserve Fund																		
TEXSTAR		LGIP	TexSTAR		03/31/23			12,098,743.16	100.000	12,098,743.16	12,098,743.16	100.000	12,098,743.16	1		4.607	4.607	AAA
3133EMH96	06/25/21	AGCY	FEDERAL FARM CREDIT BANKS FUNDING CORP	0.125	06/14/23			2,000,000.00	99.709	1,994,180.00	1,999,398.10	99.059	1,981,172.00	75		0.273	0.273	AAA
313384LD9	01/19/23	AGCY	FEDERAL HOME LOAN BANKS	0.000	09/01/23			2,000,000.00	97.081	1,941,625.00	1,960,117.20	97.993	1,959,852.00	154		4.796	4.796	A-1+
Total Reserve Fund								16,098,743.16		16,034,548.16	16,058,258.46		16,039,767.16	29		4.090	4.090	
Sales Tax Fund																		
TEXSTAR		LGIP	TexSTAR		03/31/23			63,447,445.28	100.000	63,447,445.28	63,447,445.28	100.000	63,447,445.28	1		4.607	4.607	AAA
912828ZH6	03/16/22	US GOVT	UNITED STATES TREASURY	0.250	04/15/23			2,000,000.00	98.797	1,975,937.50	1,999,141.63	99.859	1,997,187.50	15		1.374	1.374	AAA
3133EKS7	10/28/22	AGCY	FEDERAL FARM CREDIT BANKS FUNDING CORP	1.770	06/26/23			5,175,000.00	98.213	5,082,522.75	5,141,872.15	99.269	5,137,175.92	87		4.541	4.541	AAA
912796ZZ5	01/19/23	US GOVT	UNITED STATES TREASURY	0.000	07/20/23			2,000,000.00	97.643	1,952,851.89	1,971,503.89	98.606	1,972,130.00	111		4.842	4.842	A-1+

Detail of Security Holdings

CUSIP	Settle Date	Security Type	Security Description	CPN	Maturity Date	Next Call Date	Call Type	Par Value	Purch Price	Original Cost	Book Value	Mkt Price	Market Value	Days to Mty	Days to Call	YTM	YTW	Rating
3130ATTY3	11/03/22	AGCY	FEDERAL HOME LOAN BANKS	4.750	11/02/23			4,000,000.00	99.963	3,998,516.00	3,999,123.85	99.903	3,996,104.00	216		4.788	4.788	AAA
3130ATVJ3	11/09/22	AGCY	FEDERAL HOME LOAN BANKS	5.000	12/06/23			4,250,000.00	100.054	4,252,280.21	4,251,537.02	100.058	4,252,482.00	250		4.942	4.942	AAA
Total Sales Tax Fund								80,872,445.28		80,709,553.63	80,810,623.82		80,802,524.70	33		4.555	4.555	
Grand Total								101,507,899.24		101,280,812.59	101,405,593.09		101,379,002.66	31		4.438	4.438	

Earned Income

CUSIP	Security Type	Security Description	Beginning Accrued	Interest Earned	Interest Rec'd/ Sold/Matured	Interest Purchased	Ending Accrued	Disc Accr/Prem Amort	Net Realized Gain/Loss	Net Income
2011 Bond Fund										
WF-MANA	BANK DEP	Wells Fargo Managed Rate 0.0 03/31/2023	0.00	1,293.12	1,293.12	0.00	0.00	0.00	0.00	1,293.12
Total 2011 Bond Fund			0.00	1,293.12	1,293.12	0.00	0.00	0.00	0.00	1,293.12
Additional Reserve Fund										
TEXSTAR	LGIP	TexSTAR 0.0 03/31/2023	0.00	15,255.54	15,255.54	0.00	0.00	0.00	0.00	15,255.54
Total Additional Reserve Fund			0.00	15,255.54	15,255.54	0.00	0.00	0.00	0.00	15,255.54
Bond Fund										
TEXSTAR	LGIP	TexSTAR 0.0 03/31/2023	0.00	18,737.91	18,737.91	0.00	0.00	0.00	0.00	18,737.91
Total Bond Fund			0.00	18,737.91	18,737.91	0.00	0.00	0.00	0.00	18,737.91
Operating Fund										
WF-SWEEP	BANK DEP	Wells Fargo Sweep 0.0 03/31/2023	0.00	0.00	0.00	0.00	0.00	0.00	0.00	0.00
Total Operating Fund			0.00	0.00	0.00	0.00	0.00	0.00	0.00	0.00
Reserve Fund										
3135G0T94	AGCY	FEDERAL NATIONAL MORTGAGE ASSOCIATION 2.375 01/19/2023	16,779.38	1,864.38	18,643.75	0.00	0.00	(1,649.94)	0.00	214.44
TEXSTAR	LGIP	TexSTAR 0.0 03/31/2023	0.00	125,911.60	125,911.60	0.00	0.00	0.00	0.00	125,911.60
3133EMH96	AGCY	FEDERAL FARM CREDIT BANKS FUNDING CORP 0.125 06/14/2023	118.06	625.00	0.00	0.00	743.06	732.04	0.00	1,357.04
313384LD9	AGCY	FEDERAL HOME LOAN BANKS 0.0 09/01/2023	0.00	0.00	0.00	0.00	0.00	18,492.20	0.00	18,492.20
Total Reserve Fund			16,897.43	128,400.98	144,555.35	0.00	743.06	17,574.31	0.00	145,975.28
Sales Tax Fund										
912796XS3	US GOVT	UNITED STATES TREASURY 0.0 01/19/2023	0.00	0.00	0.00	0.00	0.00	2,930.40	0.00	2,930.40
TEXSTAR	LGIP	TexSTAR 0.0 03/31/2023	0.00	687,524.47	687,524.47	0.00	0.00	0.00	0.00	687,524.47
912828ZH6	US GOVT	UNITED STATES TREASURY 0.25 04/15/2023	1,071.43	1,236.26	0.00	0.00	2,307.69	5,518.08	0.00	6,754.34
3133EKS7	AGCY	FEDERAL FARM CREDIT BANKS FUNDING CORP 1.77 06/26/2023	1,272.19	22,899.38	0.00	0.00	24,171.56	34,668.68	0.00	57,568.06

Earned Income

CUSIP	Security Type	Security Description	Beginning Accrued	Interest Earned	Interest Rec'd/ Sold/Matured	Interest Purchased	Ending Accrued	Disc Accr/Prem Amort	Net Realized Gain/Loss	Net Income
912796ZZ5	US GOVT	UNITED STATES TREASURY 0.0 07/20/2023	0.00	0.00	0.00	0.00	0.00	18,652.00	0.00	18,652.00
3130ATTY3	AGCY	FEDERAL HOME LOAN BANKS 4.75 11/02/2023	31,138.89	47,500.00	0.00	0.00	78,638.89	367.16	0.00	47,867.16
3130ATVJ3	AGCY	FEDERAL HOME LOAN BANKS 5.0 12/06/2023	31,875.00	53,125.00	0.00	0.00	85,000.00	(467.74)	0.00	52,657.26
Total Sales Tax Fund			65,357.51	812,285.11	687,524.47	0.00	190,118.14	61,668.57	0.00	873,953.68
Grand Total			82,254.94	975,972.65	867,366.39	0.00	190,861.20	79,242.88	0.00	1,055,215.53

Investment Transactions

CUSIP	Trade Date	Settle Date	Security Type	Security Description	Coupon	Maturity Date	Call Date	Par Value	Price	Principal Amount	Interest Purchased/Received	Total Amount	Realized Gain/Loss	YTM	YTW
Reserve Fund															
Buy															
313384LD9	01/18/23	01/19/23	AGCY	FEDERAL HOME LOAN BANKS	0.000	09/01/23		2,000,000.00	97.081	1,941,625.00	0.00	1,941,625.00	0.00	4.796	4.796
Total Buy								2,000,000.00		1,941,625.00	0.00	1,941,625.00	0.00		
Coupon															
3135G0T94	01/19/23	01/19/23	AGCY	FEDERAL NATIONAL MORTGAGE ASSOCIATION	2.375	01/19/23		0.00		0.00	18,643.75	18,643.75	0.00	--	--
Total Coupon								0.00		0.00	18,643.75	18,643.75	0.00		
Maturity															
3135G0T94	01/19/23	01/19/23	AGCY	FEDERAL NATIONAL MORTGAGE ASSOCIATION	2.375	01/19/23		(1,570,000.00)	100.000	1,570,000.00	0.00	1,570,000.00	0.00	--	--
Total Maturity								(1,570,000.00)		1,570,000.00	0.00	1,570,000.00	0.00		
Sales Tax Fund															
Buy															
912796ZZ5	01/17/23	01/19/23	US GOVT	UNITED STATES TREASURY	0.000	07/20/23		2,000,000.00	97.643	1,952,851.89	0.00	1,952,851.89	0.00	4.842	4.842
Total Buy								2,000,000.00		1,952,851.89	0.00	1,952,851.89	0.00		
Maturity															
912796XS3	01/19/23	01/19/23	US GOVT	UNITED STATES TREASURY	0.000	01/19/23		(2,000,000.00)	100.000	2,000,000.00	0.00	2,000,000.00	0.00	--	--
Total Maturity								(2,000,000.00)		2,000,000.00	0.00	2,000,000.00	0.00		

Investment Transactions Totals

Transaction Type	Quantity	Principal Amount	Interest	Total Amount	Realized G/L	YTM	YTW
Total Buy	4,000,000.00	(3,894,476.89)	0.00	(3,894,476.89)	0.00	4.819	4.819
Total Maturity	(3,570,000.00)	3,570,000.00	0.00	3,570,000.00	0.00	1.788	1.788
Total Coupon	0.00	0.00	18,643.75	18,643.75	0.00		

Amortization and Accretion

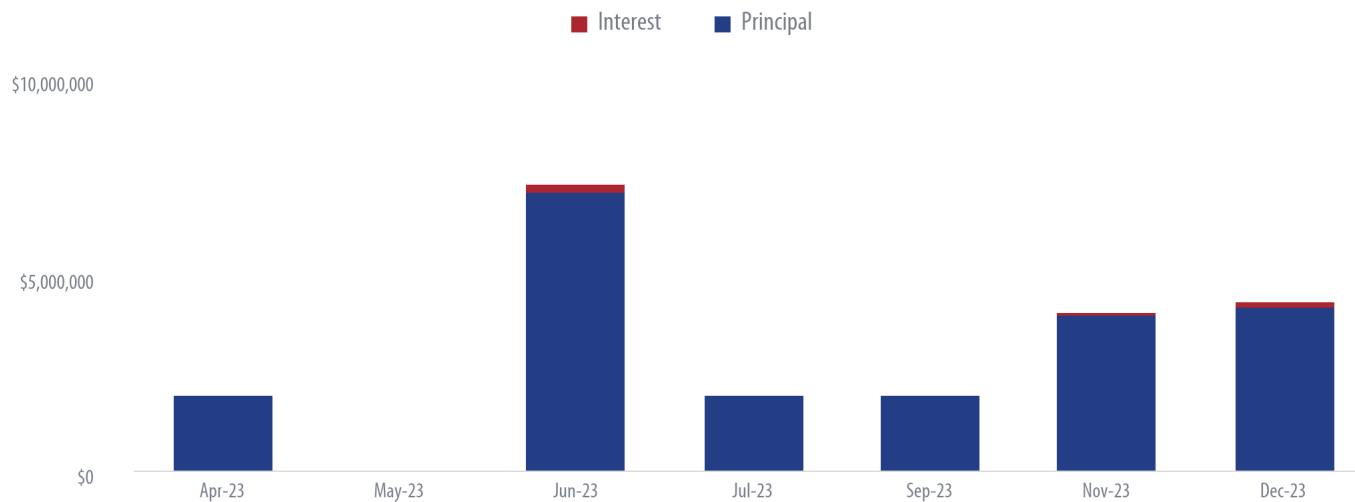
CUSIP	Settle Date	Security Type	Security Description	Purchase Qty	Orig Price	Original Cost	Amort/Accr for Period	Total Amort/Accr Since Purch	Remaining Disc/Premium	Ending Book Value
Reserve Fund										
3135G0T94	10/14/21	AGCY	FEDERAL NATIONAL MORTGAGE ASSOCIATION 2.375 01/19/2023	0.00	0.000	0.00	(1,649.94)	0.00	0.00	0.00
3133EMH96	06/25/21	AGCY	FEDERAL FARM CREDIT BANKS FUNDING CORP 0.125 06/14/2023	2,000,000.00	99.709	1,994,180.00	732.04	5,218.10	(601.90)	1,999,398.10
313384LD9	01/19/23	AGCY	FEDERAL HOME LOAN BANKS 0.0 09/01/2023	2,000,000.00	97.081	1,941,625.00	18,492.20	18,492.20	(39,882.80)	1,960,117.20
Total Reserve Fund				4,000,000.00		3,935,805.00	17,574.31	23,710.30	(40,484.70)	3,959,515.30
Sales Tax Fund										
912796XS3	07/22/22	US GOVT	UNITED STATES TREASURY 0.0 01/19/2023	0.00	0.000	0.00	2,930.40	0.00	0.00	0.00
912828ZH6	03/16/22	US GOVT	UNITED STATES TREASURY 0.25 04/15/2023	2,000,000.00	98.797	1,975,937.50	5,518.08	23,204.13	(858.37)	1,999,141.63
3133EKS7	10/28/22	AGCY	FEDERAL FARM CREDIT BANKS FUNDING CORP 1.77 06/26/2023	5,175,000.00	98.213	5,082,522.75	34,668.68	59,349.40	(33,127.85)	5,141,872.15
912796ZZ5	01/19/23	US GOVT	UNITED STATES TREASURY 0.0 07/20/2023	2,000,000.00	97.643	1,952,851.89	18,652.00	18,652.00	(28,496.11)	1,971,503.89
3130ATTY3	11/03/22	AGCY	FEDERAL HOME LOAN BANKS 4.75 11/02/2023	4,000,000.00	99.963	3,998,516.00	367.16	607.85	(876.15)	3,999,123.85
3130ATVJ3	11/09/22	AGCY	FEDERAL HOME LOAN BANKS 5.0 12/06/2023	4,250,000.00	100.054	4,252,280.21	(467.74)	(743.19)	1,537.02	4,251,537.02
Total Sales Tax Fund				17,425,000.00		17,262,108.35	61,668.57	101,070.19	(61,821.46)	17,363,178.54
Grand Total				21,425,000.00		21,197,913.35	79,242.88	124,780.50	(102,306.15)	21,322,693.85

Projected Cash Flows

CUSIP	Security Description	Post Date	Interest	Principal	Total Amount
Reserve Fund					
3133EMH96	FEDERAL FARM CREDIT BANKS FUNDING CORP 0.125 06/14/2023	06/14/23	1,250.00		1,250.00
3133EMH96	FEDERAL FARM CREDIT BANKS FUNDING CORP 0.125 06/14/2023	06/14/23		2,000,000.00	2,000,000.00
313384LD9	FEDERAL HOME LOAN BANKS 0.0 09/01/2023	09/01/23		2,000,000.00	2,000,000.00
Sales Tax Fund					
912828ZH6	UNITED STATES TREASURY 0.25 04/15/2023	04/17/23		2,000,000.00	2,000,000.00
912828ZH6	UNITED STATES TREASURY 0.25 04/15/2023	04/17/23	2,500.00		2,500.00
3130ATTY3	FEDERAL HOME LOAN BANKS 4.75 11/02/2023	05/02/23	95,000.00		95,000.00
3130ATVJ3	FEDERAL HOME LOAN BANKS 5.0 12/06/2023	06/06/23	123,368.06		123,368.06
3133EKS7	FEDERAL FARM CREDIT BANKS FUNDING CORP 1.77 06/26/2023	06/26/23	45,798.75		45,798.75
3133EKS7	FEDERAL FARM CREDIT BANKS FUNDING CORP 1.77 06/26/2023	06/26/23		5,175,000.00	5,175,000.00
912796ZZ5	UNITED STATES TREASURY 0.0 07/20/2023	07/20/23		2,000,000.00	2,000,000.00
3130ATTY3	FEDERAL HOME LOAN BANKS 4.75 11/02/2023	11/02/23	95,000.00		95,000.00
3130ATTY3	FEDERAL HOME LOAN BANKS 4.75 11/02/2023	11/02/23		4,000,000.00	4,000,000.00
3130ATVJ3	FEDERAL HOME LOAN BANKS 5.0 12/06/2023	12/06/23	106,250.00		106,250.00
3130ATVJ3	FEDERAL HOME LOAN BANKS 5.0 12/06/2023	12/06/23		4,250,000.00	4,250,000.00
Grand Total			469,166.81	21,425,000.00	21,894,166.81

Projected Cash Flows Totals

Month and Year	Interest	Principal	Total Amount
April 2023	2,500.00	2,000,000.00	2,002,500.00
May 2023	95,000.00		95,000.00
June 2023	170,416.81	7,175,000.00	7,345,416.81
July 2023		2,000,000.00	2,000,000.00
September 2023		2,000,000.00	2,000,000.00
November 2023	95,000.00	4,000,000.00	4,095,000.00
December 2023	106,250.00	4,250,000.00	4,356,250.00
Total	469,166.81	21,425,000.00	21,894,166.81



Disclosures & Disclaimers

As a courtesy to investors this information: (1) is provided for informational purposes only; (2) should not be construed as an offer to sell or a solicitation of an offer to buy any security; and (3) does not replace customer statements.

This report is designed to provide general information and is not intended to provide specific legal, investment, accounting, tax or other professional advice.

It is important to review and save all source documents provided by a product sponsor or brokerage firm which may contain notices, disclosures and other information important to you and may also serve as a reference. If conflicts between this report and sponsor reports or confirmations exist, the information provided by the product sponsors shall prevail. Fees and sales charges paid may not be reflected in the information.

The information and data contained herein is obtained from sources believed to be reliable but its accuracy or completeness is not guaranteed. Additionally, the information may contain assets held away from HTS, therefore investors should contact customer service or other representatives from the respective distributors or issuers to determine SIPC coverage for heldaway assets. HTS and HSAM do not guarantee the information contained herein or its accuracy or completeness regarding contributions, withdrawals, protected values. All information is subject to further review with client to validate final values.

It is not possible to directly invest in an index. Financial forecasts, rates of return, risk, inflation, and other assumptions may be used as the basis for illustrations. They should not be considered a guarantee of future performance or a guarantee of achieving overall financial objectives. Past performance is not a guarantee or a predictor of future results of either the indices or any particular investment. S&P rates the creditworthiness of individual bonds from: AAA highest to D lowest.

Investing in fixed income securities involves interest rate risk, credit risk, and inflation risk. Interest rate risk is the possibility that bond prices will decrease because of an interest rate increase. When interest rates rise, bond prices and the values of fixed income securities fall. When interest rates fall, bond prices and the values of fixed income securities rise. Credit risk is the risk that a company will not be able to pay its debts, including the interest on its bonds. Inflation risk is the possibility that the interest paid on an investment in bonds will be lower than the inflation rate, decreasing purchasing power.

Cash alternatives typically include money market securities and U.S. treasury bills. Investing in such cash alternatives involves inflation risk. In addition, investments in money market securities may involve credit risk and a risk of principal loss. Because money market securities are neither insured nor guaranteed by the Federal Deposit Insurance Corporation or any other government agency, there is no guarantee the value of your investment will be maintained at \$1.00 per share, and your shares, when sold, may be worth more or less than what you originally paid for them. U.S. Treasury bills are subject to market risk if sold prior to maturity. Market risk is the possibility that the value, when sold, might be less than the purchase price.

Investing in stock securities involves volatility risk, market risk, business risk, and industry risk. The prices of most stocks fluctuate. Volatility risk is the chance that the value of a stock will fall. Market risk is the chance that the prices of all stocks will fall due to conditions in the economic environment. Business risk is the chance that a specific company's stock will fall because of issues affecting it. Industry risk is the chance that a set of factors particular to an industry group will adversely affect stock prices within the industry.

Securities offered by HTS: (1) are not FDIC (Federal Deposit Insurance Corporation) insured; (2) are not bank deposits; (3) are not guaranteed by any bank or by any other federal government agency. None of the named entities are affiliates of HTS or HSAM. Hilltop Securities Asset Management (HSAM) is an SEC-registered investment advisor. Hilltop Securities Inc. (HTS) is a registered broker-dealer, registered investment adviser and municipal advisor firm that does not provide tax or legal advice. Member of FINRA & SIPC. HTS and HSAM are wholly owned subsidiaries of Hilltop Holdings, Inc. (NYSE: HTH) located at 717 N. Harwood St., Suite 3400, Dallas, Texas 75201, (214) 859-1800, 833-4HILLTOP.

Copyright 2022, S&P Global Market Intelligence. Reproduction of any information, data or material, including ratings ("Content") in any form is prohibited except with the prior written permission of the relevant party. Such party, its affiliates and suppliers ("Content Providers") do not guarantee the accuracy, adequacy, completeness, timeliness or availability of any Content and are not responsible for any errors or omissions (negligent or otherwise), regardless of the cause, or for the results obtained from the use of such Content. In no event shall Content Providers be liable for any damages, costs, expenses, legal fees, or losses (including lost income or lost profit and opportunity costs) in connection with any use of the Content.

A reference to a particular investment or security, a rating or any observation concerning an investment that is part of the content is not a recommendation to buy, sell or hold such investment or security, does not address the suitability of an investment or security and should not be relied on as investment advice. Credit ratings are statements of opinions and are not statements of fact.



Board of Directors Memo

May 25, 2023

SUBJECT: Quarterly Grants Report Q2 FY2023

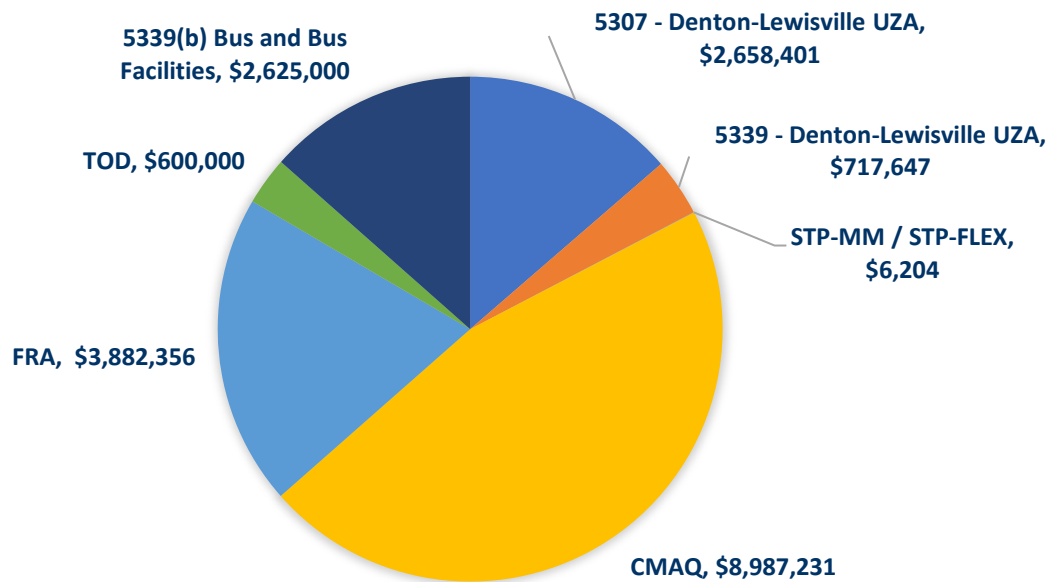
Recommendation

Staff recommends the Board approve the quarterly grants report for Q2 FY2023.

Background

DCTA currently has 9 open, fully executed grants that provide reimbursements for various capital projects, rail and bus preventive maintenance, operating assistance, ADA paratransit service, and vanpool service. The grant funding sources include Federal Transit Administration (FTA) and Federal Railroad Administration (FRA).

GRANTS FUNDING LEVELS \$19.5 MILLION AS OF 3/31/2023



Program	Q2 FY23 Balance	Q1 FY23 Balance	Grant Activity
Denton-Lewisville UZA (5307)	\$ 2,658,401	\$ 2,942,378	Operating Assistance, Fleet Replacement, Bus Preventive Maintenance, Safety & Security, ADA Paratransit
Bus and Bus Facilities (5339)	717,647	717,647	Fleet Replacement, Automated Fare
STP-MM / STP-FLEX	6,204	632,088	PTC Implementation & Vanpool
Congestion Mitigation & Air Quality	8,987,231	8,987,231	Land Acquisition & Construction (OldTown)
Consolidated Rail Infrastructure and Safety Improvements	3,882,356	3,882,356	PTC Enhancements
Transit Oriented Development	600,000	600,000	Kansas City Southern (KCS) Rail Corridor
Bus and Bus Facilities (5339b)	2,625,000	2,625,000	Bus Lite Maintenance Facility
Total	\$ 19,476,839	\$ 20,386,700	

Pending Funding and Other Grant Activity

This quarter, DCTA fully expended FY17 Section 5307 formula funds and the American Rescue Plan Act funds. DCTA has three formula fund grant agreements awaiting FTA approval, anticipating execution during the third quarter.

The table below provides information on all pending grants that have not yet been fully executed.

Program	Amount	Grant Activity	Funding Status
FY20 5339 Formula	538,298	Swiftly Transit Platform (formerly Fleet Replacement)	Pending TIP modification by NCTCOG
FY21 POP Formula	9,008,301	Operating Assistance, ADA Paratransit, Preventive Maintenance, Safety & Security	Pending agreement with FTA
FY22 POP Formula	11,875,489	Operating Assistance, ADA Paratransit, Preventive Maintenance, Safety & Security	Pending TIP modification by NCTCOG
NCTCOG Regional	200,000	Bus Preventive Maintenance	Pending agreement with FTA
STP-MM/STP-FLEX	691,600	Vanpool Program	Pending agreement with FTA
TOTAL	\$ 22,313,688		

Previous Board Activity & Action

There has been no previous Board activity on this item.

Identified Need

Provides the Board of Directors a quarterly status on grant balances and significant grant activity.

Financial Impact

This item is included for informational purposes only; there is no financial impact associated with this item. Grant revenues were adopted as part of the FY2023 budget.

Submitted By:


Sherrelle Evans- Jones, CFO

Board of Directors Memo

May 25, 2023

SUBJECT: Discuss Intermediate Service Planning Study and Review Service Change Alternatives

Recommendation

None. This is a discussion item only.

Background

The purpose of the Intermediate Service Plan is to generate data-driven alternatives which to balance GoZone coverage and fixed route service to increase ridership and improve efficiency, service, and cost outcomes.

Staff will provide the Board with an update followed by an opportunity to provide input regarding appropriate next steps towards phased implementation strategy.

Previous Board Activity

The Board received a briefing on this item in the following Board meetings:

- October 2022
- January 2023
- April 2023

Identified Need

None.

Financial Impact

None. This is a discussion item only.

Exhibits

None.



Submitted By:

Tim Palermo, Planning & Data Analytics Manager

Board of Directors Memo

May 25, 2023

SUBJECT: Discuss Update on the Collin County Rides Program

Recommendation

This is a discussion item only. No Board action is required.

Background

North Central Texas Council of Government (NCTCOG) approached DCTA about taking over the program. DCTA agreed to assess the opportunity, in accordance with its current policy, that ensures coverage of operations costs so that member city funds are protected. NCTCOG has expressed its willingness to cover the expenses associated with DCTA's adoption of the program once the Interlocal Agreement with Dallas Area Rapid Transit (DART) concludes on September 30, 2023.

Previous Board Activity & Action

None.

Identified Need

DCTA should provide clear and measurable outcomes to enable continuous improvement and stakeholder understanding.

Financial Impact

There is no financial impact associated with this discussion item.

Exhibits

None.

Submitted By:



Maurice Bell, Chief Operating Officer

Board of Directors Memo**May 25, 2023****SUBJECT:** Discuss Bus Fleet Plan Update and Status of Swiftly Technology Implementation**Recommendation**

This is a discussion item only. No Board action is required.

Background

This presentation aims to offer the latest progress updates on both the Bus Fleet Plan and the Swiftly Technology Implementation.

The Bus Fleet Plan will cover various aspects such as fleet inventory, assessment of vehicle conditions, maintenance costs per unit, compliance with FTA regulations, costs of refurbishing or replacing the fleet, disposal of assets, fleet standardization and versatility. Additionally, the plan will establish goals and a timeline for evaluating the feasibility of alternative fuel vehicles.

The implementation of Swiftly Technology will encompass an update on the present status, a timeline of crucial dates leading up to completion, and a summary of the advantages that the system is anticipated to deliver to both the agency and its passengers.

Previous Board Activity & Action

None.

Identified Need

DCTA should provide clear and measurable outcomes to enable continuous improvement and stakeholder understanding.

Financial Impact

There is no financial impact associated with this item.

Exhibits


None.

Submitted By:



Maurice Bell, Chief Operating Officer

Submitted By:



Javier Trilla, AVP of Innovation and Information Technology



Board of Directors Memo

May 25, 2023

SUBJECT: Discuss First Draft of Fiscal Year 2024 Work Plan and Business Goals & Objectives for Denton County Transportation Authority (DCTA)

Recommendation

None. This is a discussion item only.

Background

The DCTA CEO Evaluation Policy, approved by the Board of Directors in January 2023, calls for a process of annual goal setting and work planning to coincide with the annual budget process.

The purpose of this item is to review draft work plan items and business goals & objectives for FY2024.

Previous Board Activity

None.

Identified Need

None.

Financial Impact

None. This is a discussion item only.

Exhibits

None.

Submitted By:

Paul A. Cristina, Chief Executive Officer

Board of Directors Memo

May 25, 2023

SUBJECT: April 2023 Safety, Service, and Ridership Reports

Recommendation

This item is for information only. No Board action is required.

Introduction

Attached Exhibits 1-7 provide an overview of total monthly safety, service, and ridership trends across all DCTA services for April 2023.

Items of Note

The summary table below shows that April 2023 month-over-month bus trips were slightly less (-3.3%) than what was observed during the prior month.

April completed GoZone trips were relatively unchanged from than the previous month and more than 57 percent above April 2022.

Unlinked Passenger Trips Three-Month Trend

	2022	2023			March-April % Change	April 2022 - 2023 % Change
	April	February	March	April		
Bus*	117,697	164,326	157,013	165,842	5.6%	40.9%
Rail	16,133	16,613	20,691	20,003	-3.3%	24.0%
GoZone	47,466	62,338	75,217	74,633	-0.8%	57.2%
TOTAL	181,296	243,277	252,921	260,478	3.0%	43.7%

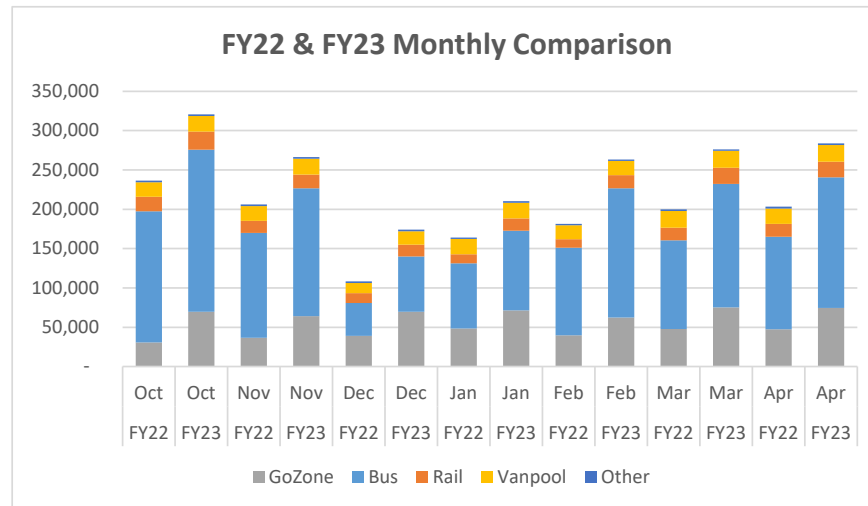
* UNT, Connect, and Non-Connect Fixed Routes

S:\STRATEGIC PLANNING\ServicePlaningSupport\Trend Analysis\IR1Materials4May 25_23\FY19-FY23Compare_052523.xlsx\Master

DCTA's strong ridership recovery continues with total April 2023 ridership being over 43 percent above April 2022 levels. Similarly, last month's A-train boardings were about 24 percent above April 2022. April 2023 A-train boardings were 36.7 percent greater than average monthly A-train boardings (14,636) in FY22 as seen in the following table.

FY 22 A-train Average Monthly Passengers	14,636
April 2023 A-train Passengers	20,003
Percent Increase (Decrease)	36.7%

Total FY23 ridership by mode through April 2023 is more than 38 percent above the same period in FY22 as seen in the chart below.



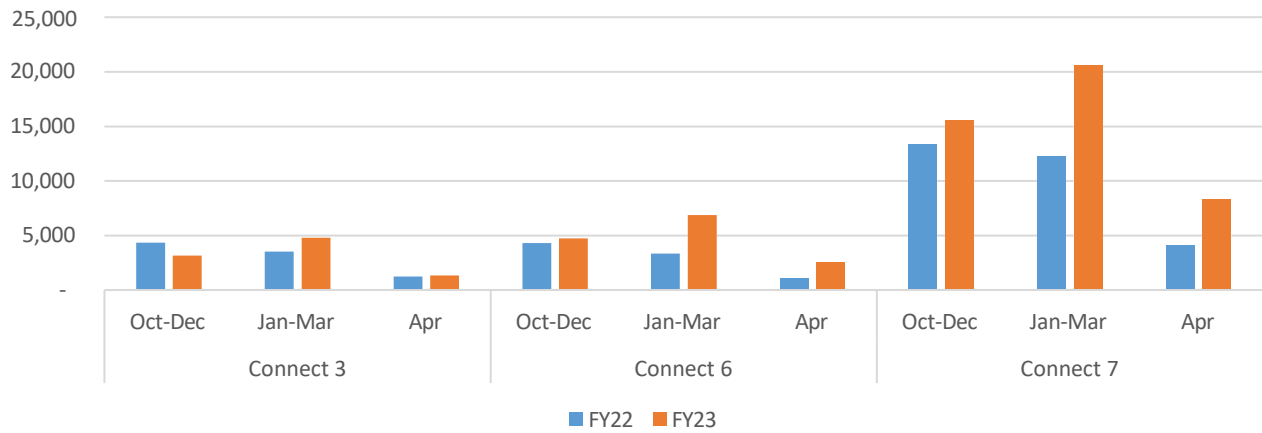
	FY22 YTD	FY23 YTD	Percent Change
GoZone	290,242	487,316	67.9%
Bus	765,991	1,026,948	34.1%
Rail	101,147	128,444	27.0%
Vanpool*	128,087	137,920	7.7%
Other	14,186	14,132	-0.4%
All Modes	1,299,653	1,794,760	38.1%

* vanpool ridership reporting lags one month

S:\STRATEGIC PLANNING\ServicePlaningSupport\Trend Analysis\IR1Materials4May 25_23\[FY19-FY23Compare_052523.xlsx]Master

The final chart illustrates how service improvements on Connect Routes 3, 6, and 7 have yielded significant month-over-month ridership gains since the beginning of the calendar year with total April 2023 ridership on the three routes exceeding April 2022 by over 91 percent.

Connect 6, 7, and 3 Monthly Comparison FY22/FY23



	Month	FY22	FY23	% CHG
Connect 3	Oct-Dec	4,350	3,143	-27.7%
	Jan-Mar	3,520	4,792	36.1%
	Apr	1,229	1,343	9.3%
Connect 6	Oct-Dec	4,310	4,719	9.5%
	Jan-Mar	3,342	6,875	105.7%
	Apr	1,031	2,561	148.4%
Connect 7	Oct-Dec	13,353	15,583	16.7%
	Jan-Mar	12,217	20,600	68.6%
	Apr	4,107	8,267	101.3%
April Totals		6,367	12,171	91.2%
FY to Month Totals		47,459	67,883	43.0%

S:\STRATEGIC PLANNING\ServicePlaningSupport\Trend Analysis\IR1Materials4May 25_23\[FY19-FY23Compare_052523.xlsx]Master

Exhibits

Exhibit 1: Safety Performance – FY to Date

Exhibit 2: Service Performance – FY to Date

Exhibit 3: Ridership by Mode – April 2023

Exhibit 4: Connect Ridership Year-Over-Year by Month

Exhibit 5: A-train Year-Over-Year Ridership Comparison

Exhibit 6: Fixed-Route Ridership – April 2023


Exhibit 7: UNT Ridership Year-Over-Year by Month

Submitted By:



Tim Palermo, Planning & Data Analytics Manager

Final Review:



Javier Trilla, AVP of Innovation and Information Technology

Final Review:

Bracey Goodwin

Bracey Goodwin, Director of Safety and Compliance

Final Review:



Maurice Bell, Chief Operating Officer

Exhibit 1 – Safety Performance

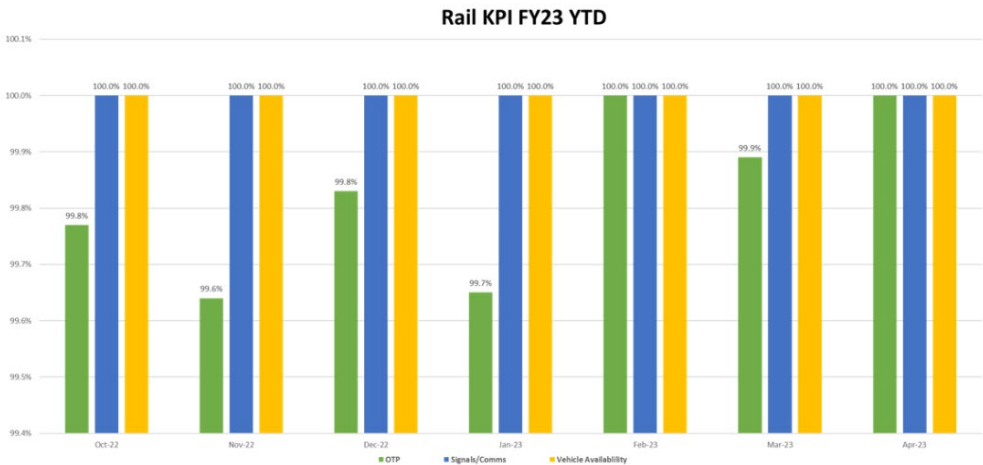
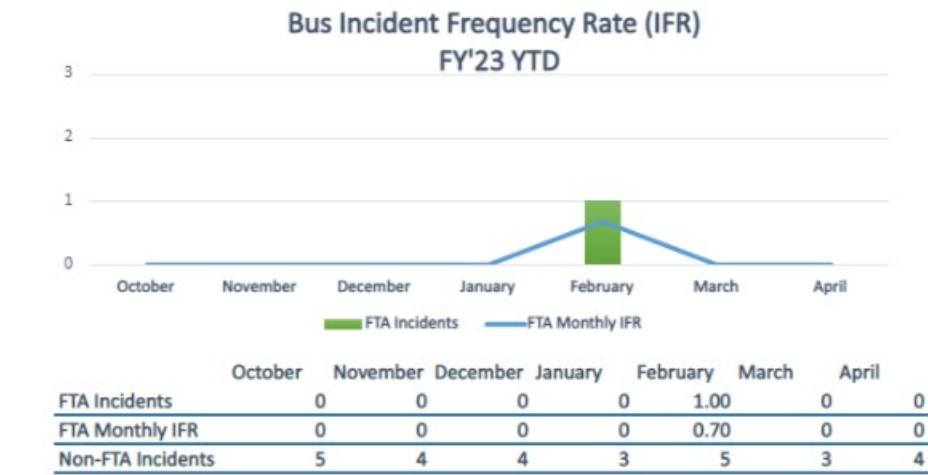
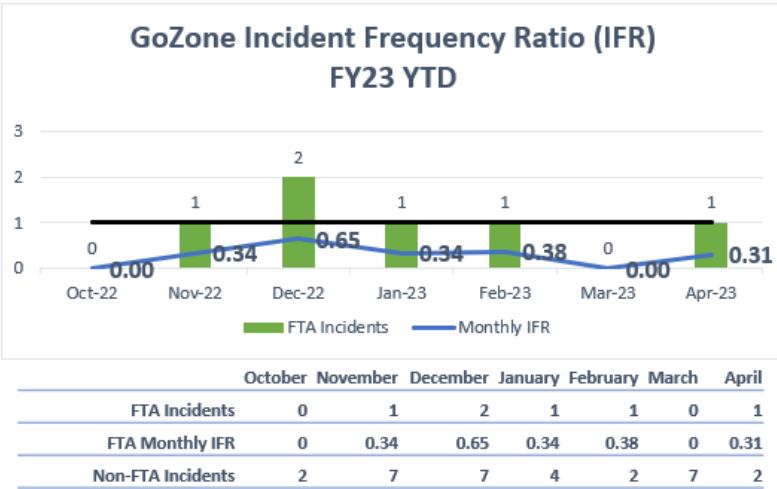
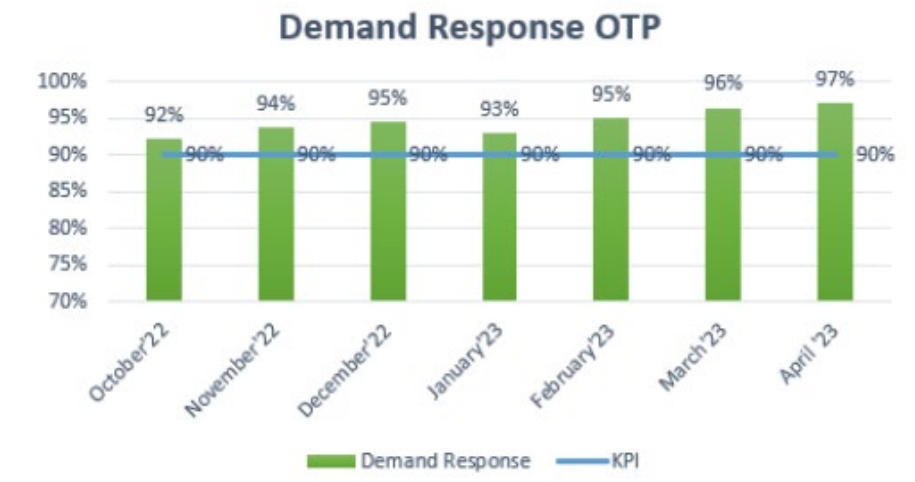
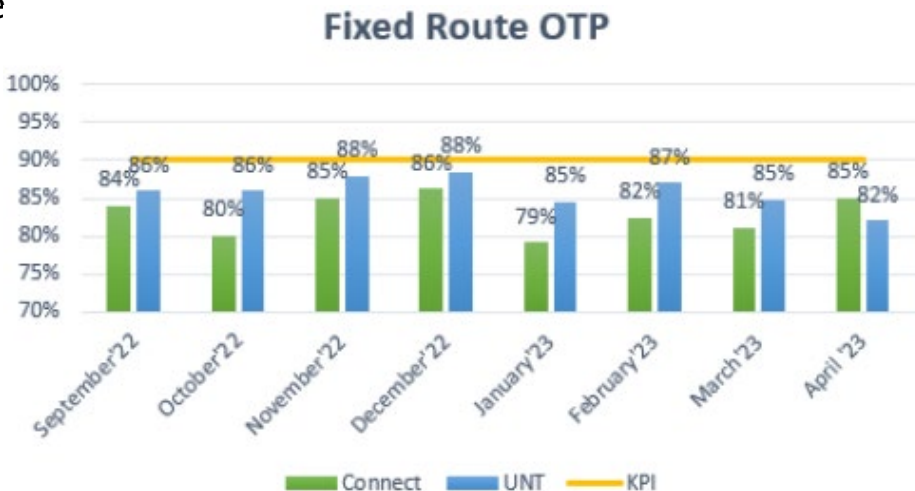
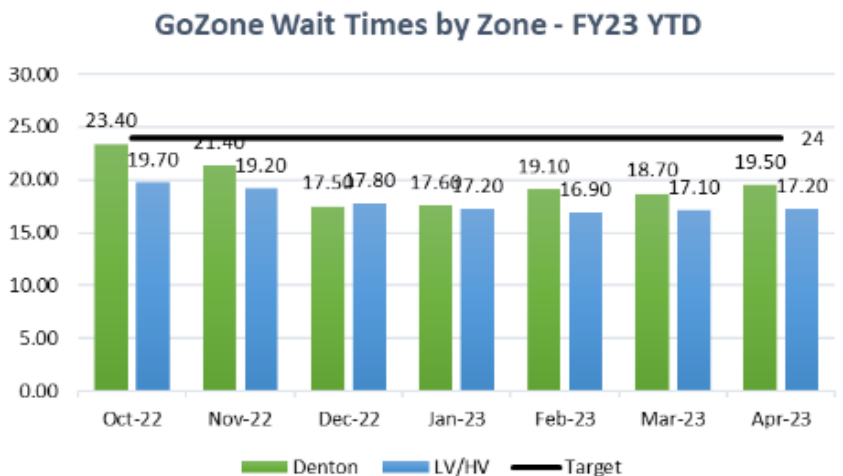
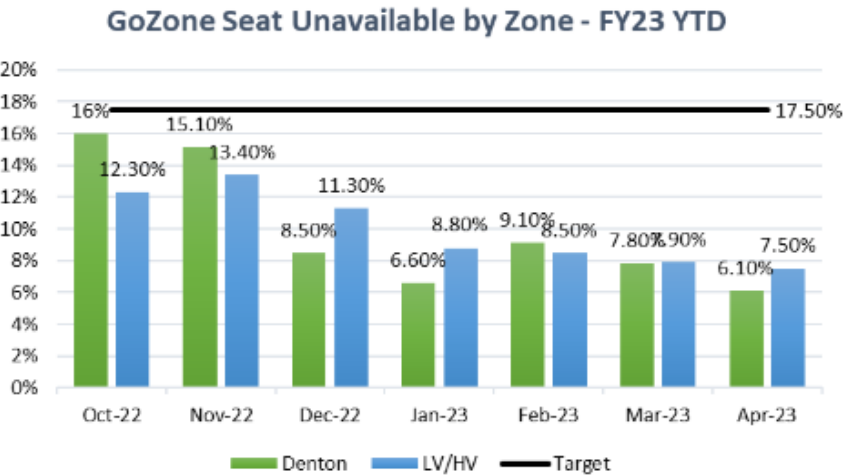


Exhibit 2 – Service Performance





Total Ridership - Apr 2023

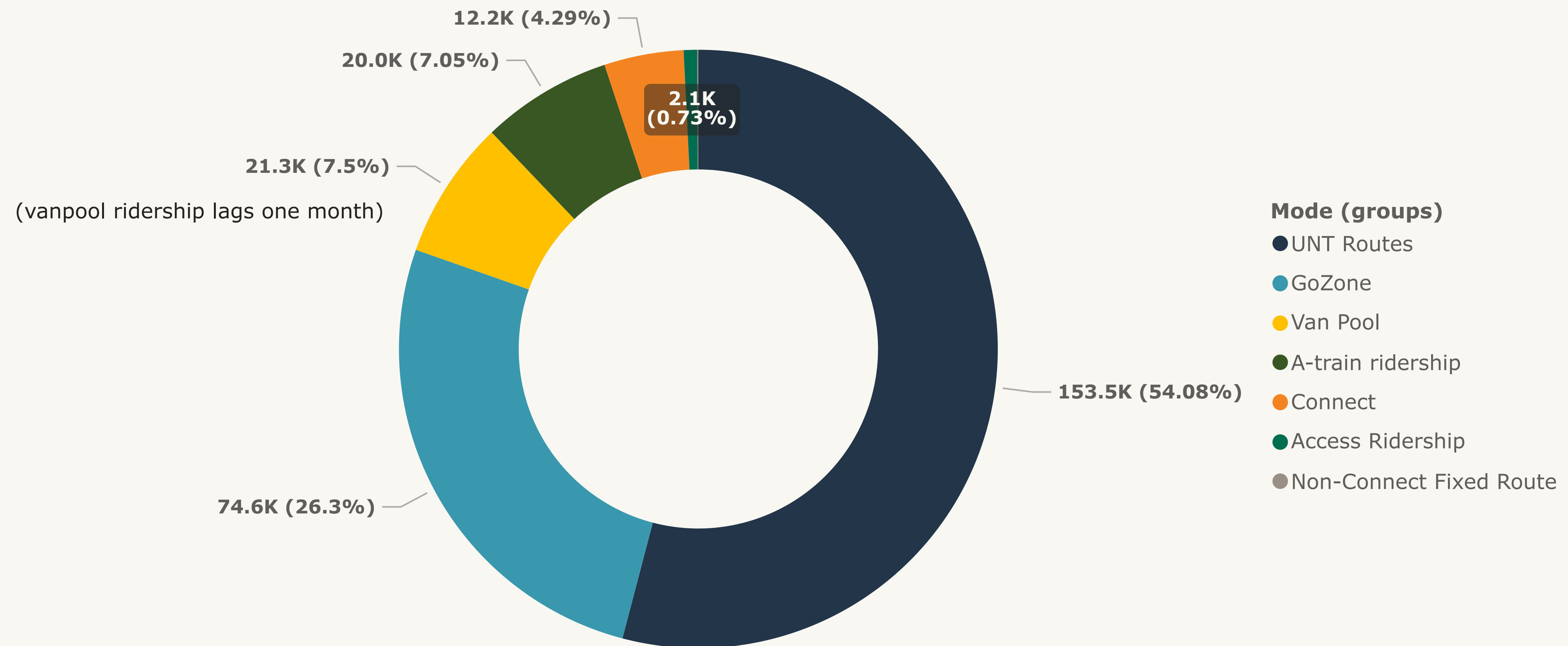
283.8K

Total Ridership FYTD

1.8M

Informational Report 1
Exhibit 3

Ridership by Travel Mode - Apr 2023





Total Ridership - Apr 2023

283.8K

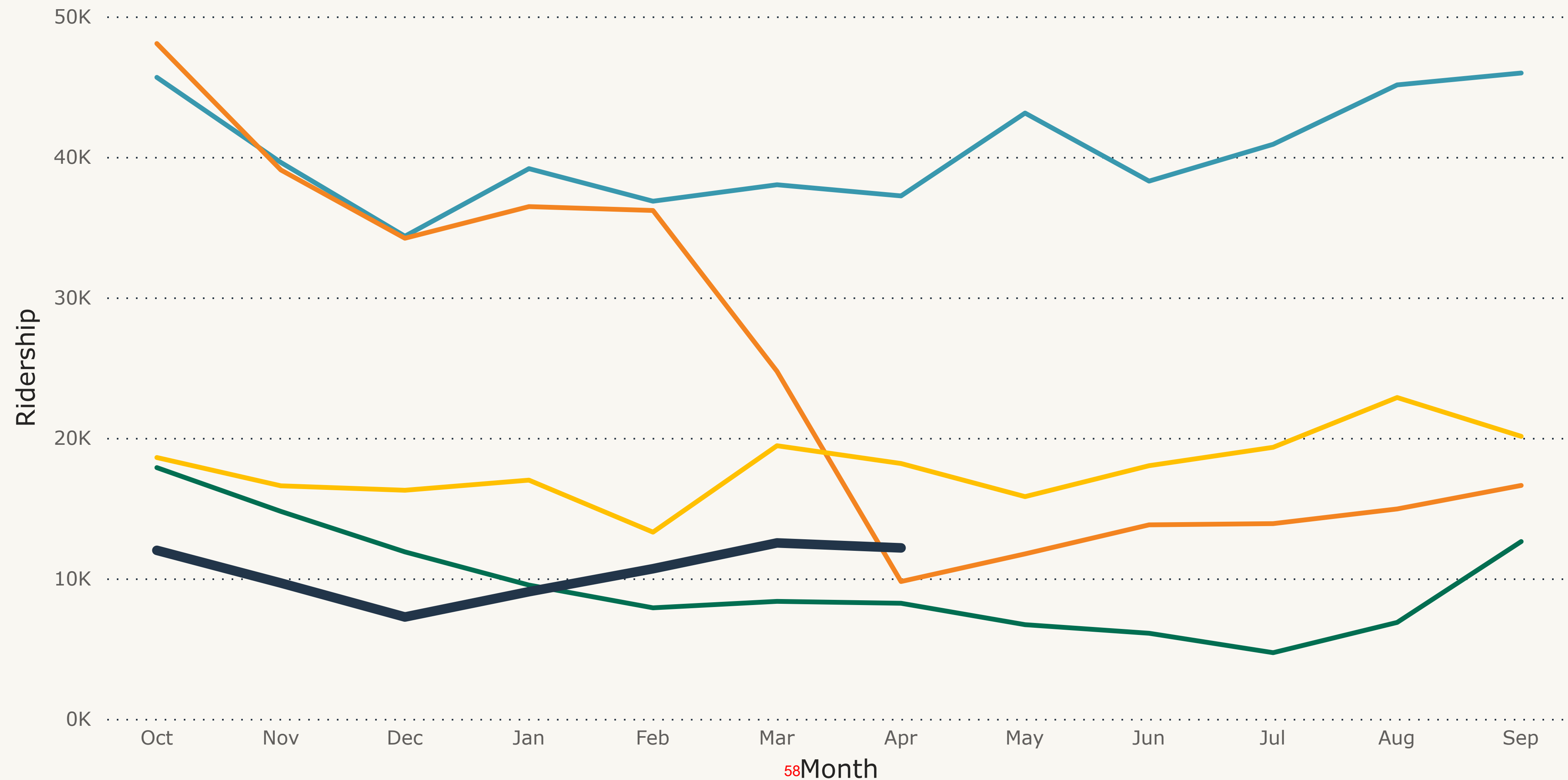
Total Ridership FYTD

1.8M

Informational Report 1
Exhibit 4

Ridership by Month and Fiscal Year - Connect

Fiscal Year ● 2019 ● 2020 ● 2021 ● 2022 ● 2023



Total Ridership - Apr 2023

283.8K

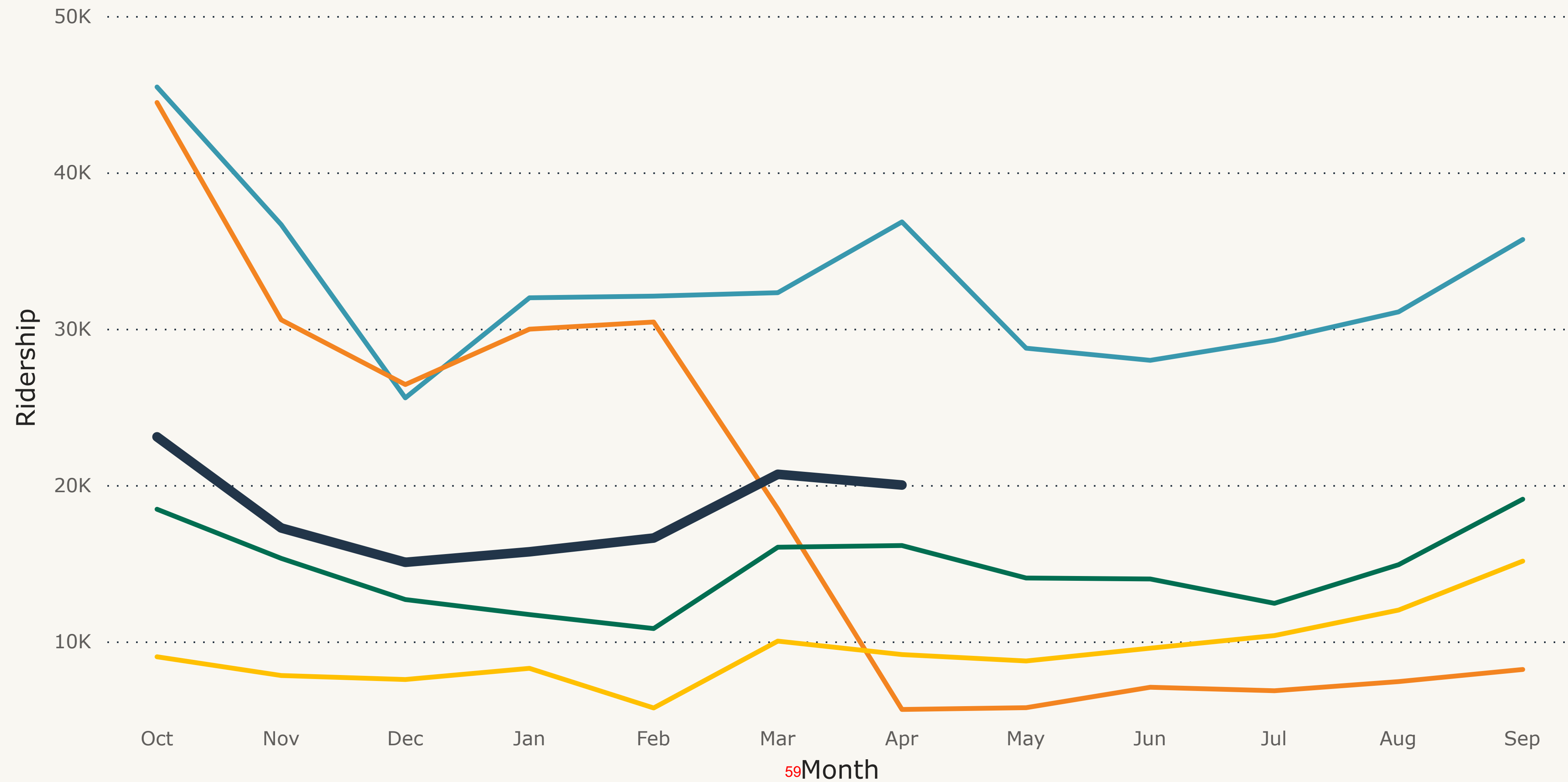
Total Ridership FYTD

1.8M

Informational Report 1
Exhibit 5

Ridership by Month and Fiscal Year - A-train

Fiscal Year ● 2019 ● 2020 ● 2021 ● 2022 ● 2023





Total Ridership - Apr 2023

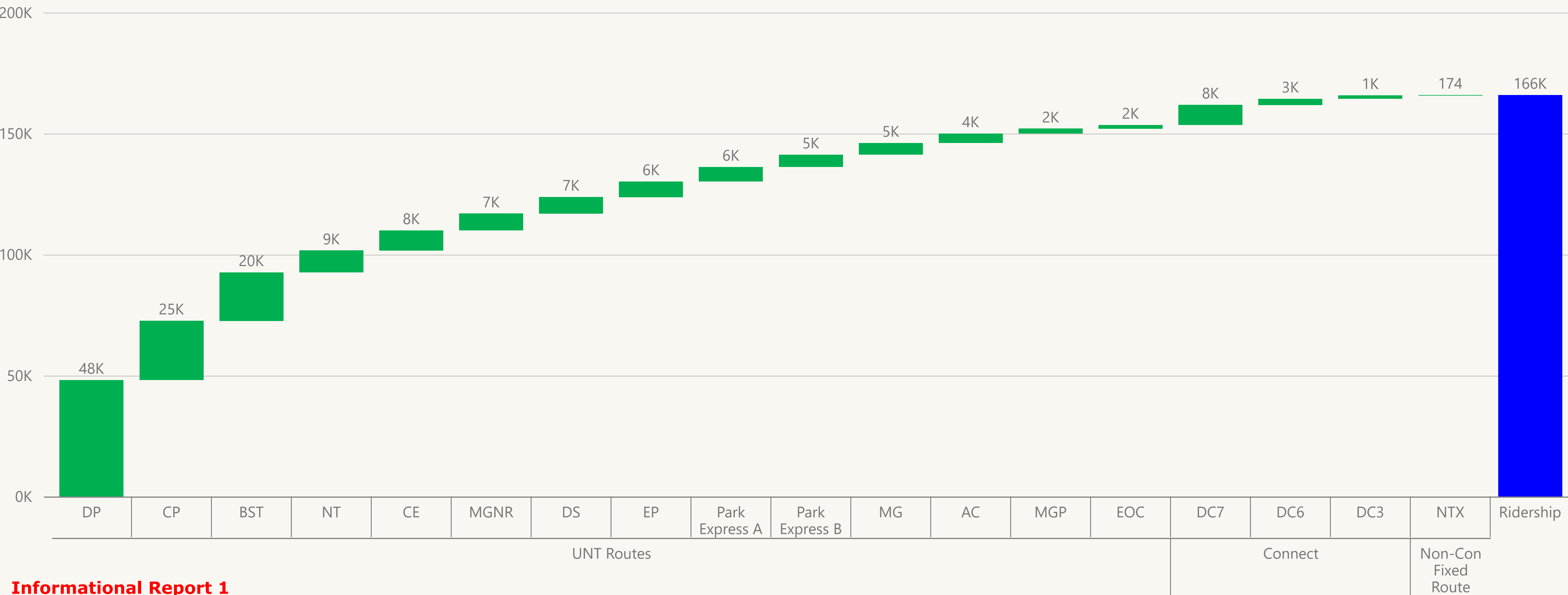
283.8K

Total Ridership FYTD

1.8M

Mode (groups)	Ridership
Connect	12,171
Non-Connect Fixed Route	174
UNT Routes	153,497
Total	165,842

Fixed-Route Ridership Waterfall



Total Ridership - Apr 2023

283.8K

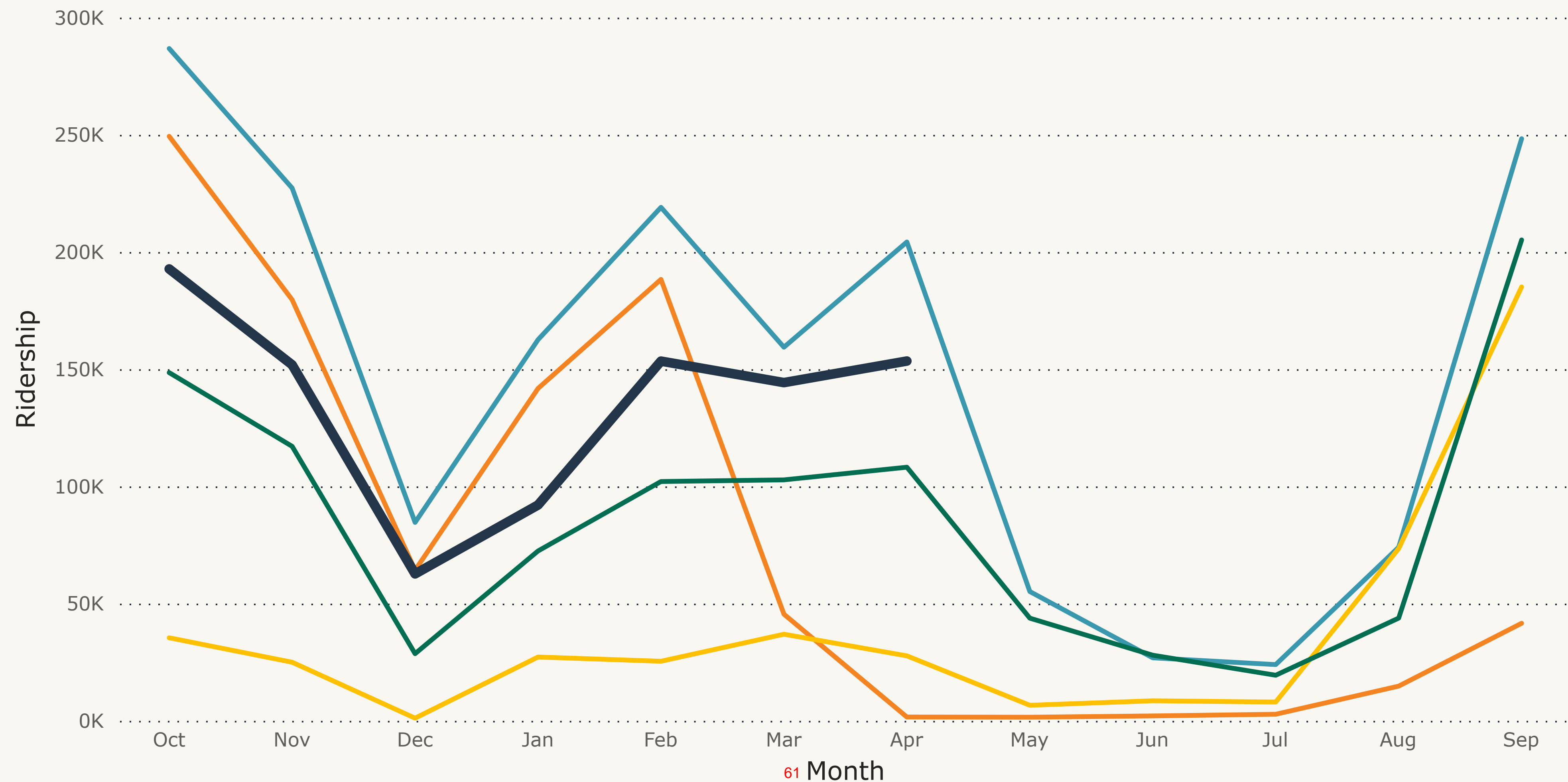
Total Ridership FYTD

1.8M

Informational Report 1
Exhibit 7

Ridership by Month and Fiscal Year - UNT

Fiscal Year ● 2019 ● 2020 ● 2021 ● 2022 ● 2023



Board of Directors Memo

May 25, 2023

SUBJECT: Fiscal Year 2024 Healthcare Benefit Contracts

Recommendation

This is an informational item only. Staff will seek Board approval to execute contracts for healthcare benefits at the June 2023 Board meeting.

Background

DCTA leverages its contract with Holmes Murphy & Associates to market employee benefits, when necessary. DCTA's benefit years align with the fiscal year, running from October to September, with the Open Enrollment period beginning in early August, prior to implementation in October.

A Request for Proposal (RFP) was released by Holmes Murphy & Associates on behalf of DCTA on April 14, 2021 to receive competitive bids for the following benefits effective October 1, 2022 through September 30, 2026:

- Medical and Prescription
- Dental
- Flexible Spending Account (FSA) and COBRA Administration
- Life and Additional Death & Dismemberment (AD&D)

In FY23 Holmes Murphy requested renewal rates from DCTA's current benefits provider for medical and prescription, dental, and vision coverage. The TML final renewal equated to a 10% increase to Medical rate for a total contract amount of \$576,637 based enrollment numbers at the time of approval, though the total amount was subject to change based on employee election changes and employee turnover throughout the year.

FY23 rates are set to expire on October 1, 2023. Carriers are required to provide renewal numbers no later than August 1, 2023. Holmes Murphy will work with DCTA and carriers to provide renewal estimates based on current claims experience and market trends. Holmes Murphy and DCTA will assess the renewal rate to determine if DCTA should go back to the marketplace for a new provider contract for FY24 or to renew with TML. Preliminary information indicates that it may be best to go back to the marketplace for FY25, when a majority of the COVID 19 claims are removed from the records.

Existing FY2023 contracts for life and accidental death & dismemberment, as well as short-term and long-term disability remain under fee guarantees through September 30, 2026. Existing FY23 contracts for flexible spending account and COBRA administration remain under fee guarantees through September 30, 2026. No action is needed for those coverages.

Previous Board Activity & Action

None.

Identified Need

DCTA insurance rates expire on October 1, 2023 and must be renewed.



Financial Impact

There is no financial impact associated with this informational report. Insurance rates will be presented at the June Board meeting.

Exhibits

None.

Submitted By:

A handwritten signature in black ink, appearing to read "Brittney Farr", is written over a horizontal line.

Brittney Farr, Senior Director
Engagement and Administration