



DENTON COUNTY
TRANSPORTATION AUTHORITY

1955 Lakeway Dr., # 260, Lewisville, Texas 75057
972.221.4600 | RideDCTA.net

Board of Directors Work Session

June 28, 2018 | 1:30 p.m.

CALL TO ORDER

1. Routine Briefing Items
 - a. Monthly Financial Reports
 - i. Financial Statements for May 2018
 - ii. Capital Projects Budget Report for May 2018
 - iii. Monthly Sales Tax Receipts
 - iv. Current Procurement Activities
 - b. Marketing and Communications
 - i. New Handouts
 - ii. May 2018 Citizen's Advisory Team Meeting Recap Report
 - iii. New Website Launch Campaign Update
 - iv. PTC Testing Communications Update
 - v. Draft Stakeholder Outreach Matrix
 - vi. Monthly Media Report (May 2018)
 - c. Strategic Planning and Development
 - i. Regional Planning Initiatives Update
 - ii. Local Planning Initiatives Update
 - iii. Business Development & Partnerships Update
 - iv. Funding Opportunities Update
 - v. Land Use Planning & Development
 - d. Capital Projects
 - i. Positive Train Control
 - ii. Hike and Bike Trail
 - iii. Lewisville Bus Fueling Facility
 - e. Transit Operations Reports
 - i. Bus and Rail Operations
2. Items for Discussion
 - a. Discussion of Public Outreach and Messaging
 - b. Discussion of 85th Legislative Session Agenda
 - c. Mobility 2045 Update and Associated Transportation Conformity Analysis
3. Discussion of Regular Board Meeting Agenda Items (June 28, 2018)

4. Convene Executive Session. The Board may convene the Work Session into Closed Executive Session for the following:
 - a. As Authorized by Section 551.071(2) of the Texas Government Code, the Board of Directors Work Session may be Convened into Closed Executive Session for the Purpose of Seeking Confidential Legal Advice from the General Counsel on any Agenda Item Listed Herein or the Regular Board Meeting Agenda.
 - b. As Authorized by Texas Government Code Section 551.072 Deliberation regarding Real Property: Discuss acquisition, sale or lease of real property related to long-range service plan within the cities of Denton, Lewisville, Highland Village, or the A-train corridor.
5. Reconvene Open Session
 - a. Reconvene and Take Necessary Action on Items Discussed during Executive Session.
6. Discussion of Future Agenda Items
 - a. Board Member Requests
7. ADJOURN

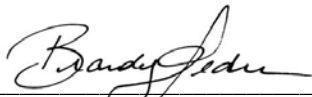
Chair – Charles Emery
Vice Chair – Richard Huckaby

Secretary – Dianne Costa
Treasurer – Dave Kovatch

Members – Skip Kalb, Tom Winterburn, Don Hartman,
George A. Campbell, Allen Harris, Carter Wilson, Connie White, Mark Miller, Ron Trees
President – James Cline

The Denton County Transportation Authority meeting rooms are wheelchair accessible. Access to the building and special parking are available at the main entrance. Requests for sign interpreters or special services must be received forty-eight (48) hours prior to the meeting time by emailing bpedron@dcta.net or calling Brandy Pedron at 972-221-4600.

This notice was posted on 6/22/2018 at 11:13 AM.



Brandy Pedron, Executive Assistant | Public Information Coordinator | Records Manager



DENTON COUNTY
TRANSPORTATION AUTHORITY

1955 Lakeway Dr., # 260, Lewisville, Texas 75057
972.221.4600 | RideDCTA.net

Board of Directors Regular Meeting

June 28, 2018 | 3:00 p.m.*

**or immediately following Board Work Session
scheduled at 1:30 p.m. on June 28, 2018*

CALL TO ORDER

PLEDGE OF ALLEGIANCE TO US AND TEXAS FLAGS

INVOCATION

WELCOME AND INTRODUCTION OF VISITORS

AGENCY AWARDS AND RECOGNITIONS

1. PUBLIC COMMENT

This agenda item provides an opportunity for citizens to address the Board of Directors on any agenda items or other matters relating to the DCTA. Anyone wishing to address the Board of Directors should complete a Citizen Comment Registration Card and submit it to the DCTA Administration prior to the start of the Board of Director meeting. There is a three (3) minute time limit for each citizen. Anyone wishing to speak shall be courteous and cordial. The Board of Directors is not permitted to take action on any subject raised by a speaker during Citizen Comments. However, the Board of Directors may have the item placed on a future agenda for action; refer the item to the DCTA Administration for further study or action; briefly state existing DCTA policy; or provide a brief statement of factual information in response to the inquiry.

2. CONSENT AGENDA

- a. Approval of Minutes for the Board Work Session and Regular Meeting on May 24, 2018.
- b. Acceptance of Monthly Financial Statements – May 2018

3. Convene Executive Session. The Board may convene the Regular Board Meeting into Closed Executive Session for the following:

- a. As Authorized by Section 551.071(2) of the Texas Government Code, the Regular Board Meeting may be Convened into Closed Executive Session for the Purpose of Seeking Confidential Legal Advice from the General Counsel on any Agenda Item Listed Herein.
- b. As Authorized by Texas Government Code Section 551.072 Deliberation regarding Real Property: Discuss acquisition, sale or lease of real property related to long-range service plan within the cities of Denton, Lewisville, Highland Village, or the A-train corridor.

4. Reconvene Open Session
 - a. Reconvene and Take Necessary Action on Items Discussed during Executive Session.
5. CHAIR REPORT
 - a. Discussion of Regional Transportation Issues
 - b. Discussion Legislative Issues
 - i. Regional
 - ii. State
 - iii. Federal
6. PRESIDENT'S REPORT
 - a. Budget Transfers
 - b. Regional Transportation Issues
7. REPORT ON ITEMS OF COMMUNITY INTEREST
 - a. Pursuant to Texas Government Section 551.0415 the Board of Directors may report on following items: (1) expression of thanks, congratulations, or condolences; (2) information about holiday schedules; (3) recognition of individuals; (4) reminders about upcoming DCTA and Member City events; (5) information about community events; and (6) announcements involving imminent threat to public health and safety.
8. ADJOURN


Chair – Charles Emery
Vice Chair – Richard Huckaby

Secretary – Dianne Costa
Treasurer – Dave Kovatch

Members – Skip Kalb, Tom Winterburn, Don Hartman,
George A. Campbell, Allen Harris, Carter Wilson, Connie White, Mark Miller, Ron Trees
President – James Cline

The Denton County Transportation Authority meeting rooms are wheelchair accessible. Access to the building and special parking are available at the main entrance. Requests for sign interpreters or special services must be received forty-eight (48) hours prior to the meeting time by emailing bpedron@dcta.net or calling Brandy Pedron at 972-221-4600.

This notice was posted on 6/22/2018 at 11:14 AM.



Brandy Pedron, Executive Assistant | Public Information Coordinator | Records Manager

Board of Directors Memo

June 28, 2018

Subject: Financial Statements for May 2018

Background

The financial statements are presented monthly to the Board of Directors for acceptance. The reports presented for the period ending May 31, 2018 include the Statement of Change in Net Position, Statement of Net Position, and Capital Projects Fund. These reports provide a comparison of budget vs. actual for the fiscal year as of the current month.

The following are major variances between year-to-date budget and year-to-date actuals, which are annotated on the Statement of Change in Net Position.

- **Note A:** Passenger Revenues – YTD favorable by \$125k mainly due to lowering budgeted ridership during the Revised Budget process. YTD FY18 rail ridership of 291k is 17% greater than revised budgeted ridership of 249k (\$71k increased revenue). YTD FY18 ridership for Connect, Access, Frisco, Collin County Transit, and North Texas Express of 342k is 9% greater than the revised budgeted ridership of 315k (\$54k increased revenue).

		YTD FY18 Actual Ridership	YTD FY18 Revised Budgeted Ridership	% Variance
Total Rail Ridership	(A)	290,655	249,019	17%
Connect, Access, Frisco, CCT, NTX	(A)	342,349	314,683	9%
UNT & NCTC	(B)	1,498,549	1,490,842	1%
Total Bus Ridership		1,840,898	1,805,525	2%
Total Ridership		2,131,553	2,054,544	4%

(A) Passenger revenues are linked with these ridership statistics. Although Frisco & CCT service are contracted services, the passengers are responsible for a passenger fare as well.

(B) These ridership numbers are shown for information purposes only and are not linked to passenger revenues.

- **Note B:** Contract Service Revenue – YTD favorable by \$52k, mainly due to lowering budgeted revenue hours during the Revised Budget process. YTD revenue hours for contract service are greater than the revised budgeted hours, resulting in a \$173k increase in revenue. YTD FY18 fuel usage for contract services of 97k gallons is 12% lower than budgeted usage of 111k gallons (\$40k decreased revenue). Additionally, YTD average pass-through fuel cost is \$2.25/gallon compared to budgeted \$3.00/gallon (\$73k decreased revenue).
- **Note C:** Sales Tax Revenue – May sales tax revenue is not yet received and is accrued for the month based on budget. Sales tax generated in May will be received in July. The Sales Tax Report included in this agenda packet provides a more detailed Budget to Actual comparison of FY18 sales tax receipts collected through June.

- **Note D:** Federal/State Grants - Capital – YTD unfavorable by (\$1.6 million) due to delayed expenses and corresponding reimbursements for PTC, the Lewisville Hike & Bike Trail, and Brownfield work at the Rail O&M Facility. These grants are paid on a reimbursement basis and therefore DCTA will submit for reimbursement once additional payments have been made for these projects.

	YTD FY18 Actual Revenue	YTD FY18 Revised Budgeted Drawdowns	Variance
Data Analytics & Reporting	\$ 16,912	\$ 34,065	\$ (17,153)
EPA Brownfield at Rail O&M	-	178,200	(178,200)
Hike & Bike Trails	-	270,604	(270,604)
Positive Trail Control (PTC)	913,445	2,066,555	(1,153,110)
	<u>\$ 930,357</u>	<u>\$ 2,549,424</u>	<u>\$(1,619,067)</u>

- **Note E:** Federal/State Grants - Operating – YTD unfavorable by (\$417k) mainly due to large amounts budgeted for Bus PM as well as operating assistance grants. The operating assistance funding will be drawn down when the new annual funding becomes available later this fiscal year. The Bus PM funding will be drawn down as additional payments are made.

	YTD FY18 Actual Revenue	YTD FY18 Revised Budgeted Drawdowns	Variance
Bus PM	\$ 748,090	\$ 860,312	\$ (112,222)
Rail PM	692,521	694,290	(1,769)
ADA Assistance	244,250	557,371	(313,121)
FEMA	1,980,474	1,980,474	-
Printing	12,598	-	12,598
Vanpool	83,713	86,584	(2,871)
	<u>\$ 3,761,646</u>	<u>\$ 4,179,031</u>	<u>\$ (417,385)</u>

Identified Need

Provides the Board a review of DCTA's financial position and the agency's performance to budget.


Recommendation

Staff recommends acceptance.

Submitted by:


Marisa Perry, CPA
Chief Financial Officer/VP of Finance

Approval:


James C. Cline, Jr., P.E.
President

DENTON COUNTY TRANSPORTATION AUTHORITY

CHANGE IN NET POSITION
MONTH AND YEAR TO DATE MAY 31, 2018
(UNAUDITED)

Description	Month Ended May 31, 2018			Year to Date May 31, 2018			Annual Budget	
	Actual	Budget	Variance	Actual	Budget	Variance		
Revenue and Other Income								
Passenger Revenues	\$ 80,984	\$ (210,858)	\$ 291,842	\$ 746,786	\$ 621,778	\$ 125,008	\$ 1,074,590	Note A
Contract Service Revenue	285,787	(266,222)	552,009	2,349,492	2,297,531	51,961	3,508,104	Note B
Sales Tax Revenue	2,119,226	2,106,721	12,505	17,982,500	17,281,158	701,342	26,649,585	Note C
Federal/State Grants - Capital	32,739	(2,442,039)	2,474,778	930,357	2,549,424	(1,619,067)	3,858,004	Note D
Federal/State Grants - Operating	99,835	(309,788)	409,623	3,761,646	4,179,031	(417,385)	5,120,628	Note E
Total Revenue and Other Income	2,618,571	(1,122,186)	3,740,757	25,770,781	26,928,922	(1,158,141)	40,210,911	
Operating Expenses								
Salary, Wages and Benefits	816,889	609,180	(207,709)	7,228,214	7,963,548	735,334	11,881,666	
Services	2,293,920	2,757,511	463,591	4,682,549	5,313,143	630,594	6,409,003	
Materials and Supplies	211,682	(53,760)	(265,441)	1,498,492	2,060,616	562,124	3,028,375	
Utilities	33,370	38,346	4,976	248,204	306,768	58,564	460,164	
Insurance, Casualties and Losses	140,808	143,921	3,113	1,107,957	1,155,020	47,063	1,726,783	
Purchased Transportation Services	803,422	703,342	(100,080)	5,980,024	6,377,319	397,295	9,628,343	
Miscellaneous	20,607	27,581	6,974	174,198	321,493	147,295	423,326	
Leases and Rentals	17,252	22,146	4,894	143,644	177,285	33,641	265,880	
Depreciation	850,640	908,694	58,054	6,883,123	7,072,137	189,014	10,679,874	
Total Operating Expenses	5,188,591	5,156,961	(31,629)	27,946,405	30,747,329	2,800,923	44,503,414	
Income Before Non-Operating Revenue and Expense	(2,570,020)	(6,279,147)	3,709,127	(2,175,624)	(3,818,407)	1,642,782	(4,292,503)	
Non-Operating Revenues / (Expense)								
Investment Income	33,395	6,500	26,895	194,438	52,000	142,438	78,000	
Gain (Loss) Disposal of Assets	-	-	-	-	-	-	-	
Fare Evasion Fee	150	83	67	1,275	664	611	1,000	
Other Income - Miscellaneous	156	737,255	(737,099)	796,012	737,255	58,757	737,255	
Long Term Debt Interest/Expense	(86,505)	(86,507)	2	(692,043)	(662,056)	(29,987)	(1,008,084)	
Total Non-Operating Revenue / (Expense)	(52,805)	657,331	(710,136)	299,682	127,863	171,819	(191,829)	
Change in Net Position	\$ (2,622,824)	\$ (5,621,816)	\$ 2,998,992	\$ (1,875,943)	\$ (3,690,544)	\$ 1,814,601	\$ (4,484,332)	

DENTON COUNTY TRANSPORTATION AUTHORITY

STATEMENT OF NET POSITION
AS OF MAY 31, 2018
(UNAUDITED)

	May 31, 2018	April 30, 2018	Change
Current Assets			
Operating Cash & Cash Equivalents	\$ 10,131,380	\$ 8,953,557	\$ 1,177,822
Reserves: Cash & Cash Equivalents	7,711,204	8,199,426	(488,222)
Reserves: Investments	3,222,594	2,739,191	483,403
Accounts & Notes Receivable	7,095,532	8,448,447	(1,352,914)
Prepaid Expenses	572,298	713,106	(140,808)
Inventory	25,949	31,883	(5,934)
Restricted Asset-Cash and Equivalents	3,089,582	3,087,045	2,537
Total Current Assets	31,848,539	32,172,655	(324,116)
Property, Plant and Equipment			
Land	17,394,147	17,394,147	-
Land Improvements	6,874,492	6,874,492	-
Machinery & Equipment	3,988,400	3,988,400	-
Vehicles	91,729,631	91,729,631	-
Computers & Software	1,387,627	1,387,627	-
Accumulated Depreciation	(64,571,612)	(63,720,972)	(850,640)
Total Property, Plant and Equipment	56,802,685	57,653,325	(850,640)
Capital Assets			
Intangible Assets	16,997,155	16,997,155	-
Other Capital Assets, Net	233,656,842	233,656,842	-
Construction in Progress	20,068,189	21,383,195	(1,315,007)
Total Capital Assets	270,722,186	272,037,192	(1,315,007)
Total Assets	\$ 359,373,410	\$ 361,863,172	\$ (2,489,763)
Liabilities			
Current Liabilities			
Accounts Payable	\$ 65,429	\$ -	\$ 65,429
Salary, Wages, and Benefits Payable	710,277	693,347	16,930
Accrued Expenses Payable	282,243	347,244	(65,000)
Deferred Revenues	64,357	63,998	359
Interest Payable	173,011	86,505	86,505
Total Current Liabilities	1,295,318	1,191,094	104,224
Non-Current Liabilities			
Rail Easement Payable	1,100,000	1,100,000	-
Retainage Payable	560,810	531,972	28,838
Bonds Payable	28,740,000	28,740,000	-
Total Non-Current Liabilities	30,400,810	30,371,972	28,838
Total Liabilities	\$ 31,696,128	\$ 31,563,066	\$ 133,062
Net Position			
Net Investment in Capital Assets	305,367,228	305,367,228	-
Unrestricted	24,185,997	24,185,997	-
Change in Net Position	(1,875,943)	746,882	(2,622,824)
Total Equity	327,677,282	330,300,106	(2,622,824)
Total Liabilities and Equity	\$ 359,373,410	\$ 361,863,172	\$ (2,489,763)

DENTON COUNTY TRANSPORTATION AUTHORITY
CAPITAL PROJECT FUND
AS OF MAY 31, 2018

Capital Project Number/Name	Original Budget	Revised Budget	May 2018 Actuals Booked	Actuals Life To Date	\$ Under/ (Over) Budget	% of Budget (As of May 2018 Close)	Project % Complete (Operations)
Construction Work in Progress							
G&A Capital Projects							
Total 10302 · Infrastructure Acquisition	\$ 1,900,000	\$ 3,900,000	\$ 4,180	\$ 147,241	\$ 3,752,759	4%	
Total 10601 · Data Analytics & Reporting	200,000	200,000	1,062	22,202	177,798	11%	
Total 10604 · Safety & Security Assessment	250,000	250,000	-	25,000	225,000	10%	
Total 10605 · Project Management/Document Control	150,000	150,000	-	39,497	110,503	26%	
Total 10606 · Shared Use Mobility Study	123,428	123,428	-	-	123,428	0%	
Total G&A Capital Projects	2,623,428	4,623,428	5,242	233,940	4,389,488	5%	
Bus Capital Projects							
Total 50206 · Passenger Amenities - Denton	50,000	50,000	8,187	8,854	41,146	18%	
Total 50305 · IOMF Fuel Tanks	250,000	902,000	-	68,992	833,008	8%	10%
Total 50409 · Bus Fleet Cameras	149,500	149,500	-	-	149,500	0%	
Total 50510 · Fleet (2017)	1,550,000	1,474,076	-	37,806	1,436,270	3%	
Total 50512 · Fleet (2018)	3,003,580	1,135,250	-	-	1,135,250	0%	
Total 50601 · Scheduling Software (Bus)	250,000	250,000	-	28,125	221,875	11%	
Total Bus Capital Projects	5,253,080	3,960,826	8,187	143,777	3,817,049	4%	
Rail Capital Projects							
Total 61209 · Trinity Mills Crew Facility	250,000	310,000	-	302,063	7,937	97%	95%
Total 61406.1 · Positive Train Control Implementation	-	16,720,141	59,956	13,180,481	3,539,660	79%	85%
Total 61605 · Brownfield Remediation	60,000	385,000	10,043	130,842	254,158	34%	40%
Total 61606 · Rail Crossing Study	73,000	73,000	-	47,750	25,250	65%	100%
Total 61708 · Lewisville Bike Trail	3,099,856	2,146,355	-	2,121,409	24,946	99%	99%
Total 61713.5 · Pockrus Page (2015 Flood)	623,000	773,000	560,695	699,569	73,431	91%	100%
Total 61714 · Rail Capital Maintenance	3,970,430	3,246,419	89,246	822,467	2,423,952	25%	27%
Total 61715 · Trail Safety Improvements	139,657	81,157	-	-	81,157	0%	
Total 61716 · Lewisville Bike Trail - Eagle Point Section	2,995,873	2,995,873	-	42,012	2,953,861	1%	3%
61717 · Valley Ridge Crossing - CLOSED							
61717.01 · Operating Revenue	-	-	-	(997,356)			
Total 61717 · Valley Ridge Crossing - CLOSED	1,000,000	1,000,000	-	997,356	2,644	100%	100%
Total 61718 · Rail Safety Improvements	200,000	200,000	-	-	200,000	0%	
Total Rail Capital Projects	12,411,816	27,930,945	719,941	18,343,948	9,586,997	66%	
Total Construction Work in Progress	\$ 20,288,324	\$ 36,515,199	\$ 733,370	\$ 18,721,666	\$ 17,793,533	51%	



Board of Directors Memo

June 28, 2018

Subject: Monthly Sales Tax Receipts

Background

Sales tax represents the single largest source of revenue for DCTA at 56.12% for FY18 budget. The annual sales tax budget for FY 2018 is \$26,649,586. Because of its importance in funding of DCTA's ongoing operations, the Board adopted a Budget Contingency Plan that outlines the Agency's response when declines in sales tax hit a specific target.

This month, receipts were favorable compared to budget by 0.59%. The June allocation is for sales generated in the month of April and represents revenue for the seventh month of FY 2018.

- Sales tax for sales generated at retail in the month of April and received in June was \$2,130,060.
- This represents an increase of 0.59% or \$12,505 compared to budget for the month.
- Compared to the same month last year, sales tax receipts are \$142,900 or 7.19% higher.

- Member city collections for the month compared to prior year are as follows:
 - City of Lewisville up 8.36%
 - City of Denton up 7.11%
 - Highland Village up 6.37%


Need

Provides the Board of Directors a monthly status on Sales Tax collections.

Recommendation

For information only. No action required.

Final Review:


Marisa Perry, CPA
Chief Financial Officer/VP of Finance

DENTON COUNTY TRANSPORTATION AUTHORITY

SALES TAX REPORT
BUDGET TO ACTUAL AND PREVIOUS YEAR COMPARISON

Sales Generated in Month of:	Received in Month of:	2017-2018 Year Budget	2017-2018 Year Actual	Variance Actual to Budget	CY Actual to CY Budget % Variance	2016-2017 Year Actual	Variance Actual to Prior Year	CY Actual to PY Actual % Variance
October	December	\$ 2,096,191	\$ 2,150,455	\$ 54,264	2.59%	\$ 1,978,638	\$ 171,816	8.68%
November	January	\$ 2,004,798	\$ 2,216,616	\$ 211,818	10.57%	\$ 2,170,262	\$ 46,354	2.14%
December	February	\$ 2,795,466	\$ 2,801,274	\$ 5,808	0.21%	\$ 2,793,331	\$ 7,943	0.28%
January	March	\$ 1,917,819	\$ 1,975,813	\$ 57,994	3.02%	\$ 1,908,263	\$ 67,550	3.54%
February	April	\$ 1,818,015	\$ 2,012,714	\$ 194,699	10.71%	\$ 2,006,450	\$ 6,265	0.31%
March	May	\$ 2,424,593	\$ 2,593,861	\$ 169,268	6.98%	\$ 2,408,823	\$ 185,038	7.68%
April	June	\$ 2,117,555	\$ 2,130,060	\$ 12,505	0.59%	\$ 1,987,159	\$ 142,900	7.19%
May	July	\$ 2,106,721				\$ 2,219,119		
June	August	\$ 2,477,248				\$ 2,588,897		
July	September	\$ 2,097,490				\$ 2,063,481		
August	October	\$ 2,301,438				\$ 2,260,569		
September	November	\$ 2,492,252				\$ 2,482,741		
YTD Total		\$ 26,649,586	\$ 15,880,793	\$ 706,356	4.65%	\$ 26,867,734	\$ 627,866	4.12%

Sources: Texas Comptroller of Public Accounts and DCTA Finance Department

Prepared By: Denton County Transportation Authority Finance Department

June 22, 2018

DENTON COUNTY TRANSPORTATION AUTHORITY

MEMBER CITIES SALES TAX REPORT
MONTH ALLOCATION IS RECEIVED FROM COMPTROLLER
PREVIOUS YEAR COMPARISON

CITY OF LEWISVILLE						CITY OF HIGHLAND VILLAGE					
Sales Generated in Month of:	Received in Month of:	2016-2017 Year Actual	2017-2018 Year Actual	Variance Actual to Prior Year	CY Actual to PY Actual % Variance	Sales Generated in Month of:	Received in Month of:	2016-2017 Year Actual	2017-2018 Year Actual	Variance Actual to Prior Year	CY Actual to PY Actual % Variance
October	December	\$ 2,795,751	\$ 3,009,098	\$ 213,347	7.63%	October	December	\$ 298,777	\$ 265,631	\$ (33,146)	-11.09%
November	January	\$ 2,867,155	\$ 2,973,704	\$ 106,549	3.72%	November	January	\$ 313,524	\$ 328,316	\$ 14,792	4.72%
December	February	\$ 3,849,204	\$ 3,924,399	\$ 75,196	1.95%	December	February	\$ 411,143	\$ 451,331	\$ 40,188	9.77%
January	March	\$ 2,709,531	\$ 2,767,715	\$ 58,184	2.15%	January	March	\$ 255,642	\$ 287,500	\$ 31,858	12.46%
February	April	\$ 2,892,939	\$ 2,864,356	\$ (28,583)	-0.99%	February	April	\$ 253,856	\$ 250,707	\$ (3,149)	-1.24%
March	May	\$ 3,480,828	\$ 3,540,108	\$ 59,280	1.70%	March	May	\$ 328,214	\$ 341,604	\$ 13,390	4.08%
April	June	\$ 2,722,621	\$ 2,950,115	\$ 227,493	8.36%	April	June	\$ 268,006	\$ 285,066	\$ 17,060	6.37%
May	July	\$ 3,113,597				May	July	\$ 307,851			
June	August	\$ 3,568,239				June	August	\$ 373,101			
July	September	\$ 2,800,265				July	September	\$ 273,047			
August	October	\$ 3,034,967				August	October	\$ 313,211			
September	November	\$ 3,265,668				September	November	\$ 331,426			
YTD Total		\$ 37,100,766	\$ 22,029,495	\$ 711,465	3.34%	YTD Total		\$ 3,727,797	\$ 2,210,155	\$ 80,994	3.80%

CITY OF DENTON					
Sales Generated in Month of:	Received in Month of:	2016-2017 Year Actual	2017-2018 Year Actual	Variance Actual to Prior Year	CY Actual to PY Actual % Variance
October	December	\$ 2,451,245	\$ 2,718,499	\$ 267,254	10.90%
November	January	\$ 2,918,947	\$ 2,945,336	\$ 26,389	0.90%
December	February	\$ 3,727,632	\$ 3,598,809	\$ (128,822)	-3.46%
January	March	\$ 2,397,941	\$ 2,568,686	\$ 170,745	7.12%
February	April	\$ 2,442,743	\$ 2,526,113	\$ 83,369	3.41%
March	May	\$ 3,099,631	\$ 3,661,913	\$ 562,282	18.14%
April	June	\$ 2,602,704	\$ 2,787,702	\$ 184,998	7.11%
May	July	\$ 2,729,539			
June	August	\$ 3,351,192			
July	September	\$ 2,734,634			
August	October	\$ 2,906,837			
September	November	\$ 3,593,467			
YTD Total		\$ 34,956,511	\$ 20,807,057	\$ 1,166,216	5.94%

Sources: Texas Comptroller of Public Accounts and DCTA Finance Department
Prepared By: Denton County Transportation Authority Finance Department
June 22, 2018

ALL TRANSIT AGENCIES

MONTHLY SALES AND USE TAX COMPARISON SUMMARY

Transit Agency	Current Rate	Net Payment This Period	Comparable Payment Prior Year	% Change	Payments YTD (Calendar)	Prior Year Payments YTD (Calendar)	% Change
Austin MTA	1.00%	\$ 19,299,840.77	\$ 17,789,886.00	8.48%	\$ 120,466,532.54	\$ 114,644,529.01	5.07%
Corpus Christi MTA	0.50%	\$ 2,584,841.62	\$ 2,468,112.56	4.72%	\$ 16,609,822.86	\$ 15,469,348.59	7.37%
Dallas MTA	1.00%	\$ 47,544,012.62	\$ 42,938,693.91	10.72%	\$ 298,738,564.90	\$ 285,137,471.61	4.77%
Denton CTA	0.50%	\$ 2,130,059.85	\$ 1,987,159.49	7.19%	\$ 13,730,338.68	\$ 13,274,288.85	3.43%
El Paso CTD	0.50%	\$ 3,493,111.27	\$ 3,223,448.28	8.36%	\$ 22,404,944.75	\$ 21,356,656.15	4.90%
Fort Worth MTA	0.50%	\$ 6,258,558.04	\$ 5,587,637.93	12.00%	\$ 38,590,313.82	\$ 36,583,203.43	5.48%
Houston MTA	1.00%	\$ 59,094,116.38	\$ 53,540,344.66	10.37%	\$ 380,511,899.35	\$ 352,947,623.21	7.80%
Laredo CTD	0.25%	\$ 599,225.40	\$ 631,241.35	-5.07%	\$ 4,096,387.83	\$ 3,878,286.35	5.62%
San Antonio ATD	0.25%	\$ 5,220,405.55	\$ 4,947,258.45	5.52%	\$ 34,323,243.50	\$ 32,484,220.04	5.66%
San Antonio MTA	0.50%	\$ 11,604,478.45	\$ 10,929,777.72	6.17%	\$ 75,608,796.92	\$ 71,553,181.42	5.66%
TOTALS		\$ 157,828,649.95	\$ 144,043,560.35	9.57%	\$ 1,005,080,845.15	\$ 947,328,808.66	6.10%

Sources: Texas Comptroller of Public Accounts and DCTA Finance Department

Prepared By: Denton County Transportation Authority Finance Department

June 22, 2018



Board of Directors Memo

June 28, 2018

Subject: Current Procurement Activities

Triennial DBE Goal

Staff has completed the analysis and development of the triennial DBE goal for FY 19, FY20, and FY 21. The goal is developed using a forecast of funding to be received from FTA during the period, and the projects that are known at this time, excluding rolling stock. The data used to compile the goal is based on the number of ready willing and able firms in the market area, census data, bidders lists and data obtained from minority groups and chambers. Staff has developed a proposed goal of 7%. If funding is adjusted the goal can be reviewed and adjusted based on the fluctuation of the funding. DCTA must consult with organizations such as minority, women's and general contractor groups, community organizations, and other organizations which could be expected to have information concerning the availability of disadvantaged and non-disadvantaged business and the participation of DBE's. On June 26, 2018, DCTA is hosting a Vendor Outreach event, Doing Business with DCTA. Topics to be presented by staff at the event include how to register as a vendor, upcoming opportunities, and the proposed DBE goal. We will also have information available for firms to learn more about becoming certified. The regulations require the proposed goal and methodology be available for public comment for a period of 30 days. The comment period will commence on June 26 through July 25, 2018. Staff will review any comments received and present the final recommended goal to the Board at the July meeting. The goal must be submitted to FTA by August 1, 2018.

Uniform Rental Program

Procurement and Operations staff are working to develop specifications for uniform rental services for the mechanical staff. The current contract expires January 31, 2019. A solicitation will be released in the next few weeks to select a new vendor. This program provides mechanical staff uniforms which are laundered by the vendor and repaired or replaced as needed.


Automobile Replacement Parts

Procurement and Operations staff are working to develop specifications for the purchase of replacement automotive parts. The current contract expires October 31, 2018. A solicitation will be released in the next few weeks to select a new vendor(s).

Procurement Series III

June 4-8 DCTA hosted the Procurement Series III class taught by National Transit Institute. Twenty-seven transit professionals from across the nation attended the class.

Submitted by:


Athena Forrester, CPPO, CPPB
AVP of Procurement

Final Review:


Marisa Perry, CPA
Chief Financial Officer/VP of Finance



Board of Directors Memo

June 28, 2018

Subject: Marketing & Communications Update

NEW HANDOUTS

- Wheels & Rails (June 2018 issue)

MAY 2018 CITIZEN'S ADVISORY TEAM MEETING RECAP REPORT

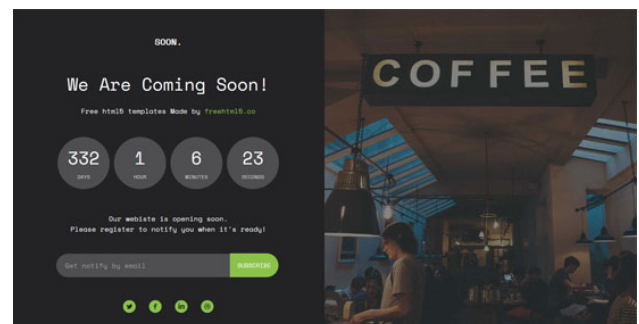
{Full Report Attached}

- Lewisville Meeting – May 8, 2018
 - Attendance – 0
- Denton Meeting – May 10, 2018
 - Attendance – 6

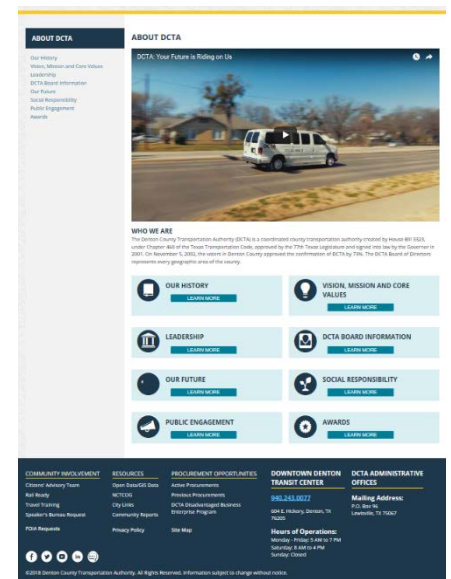
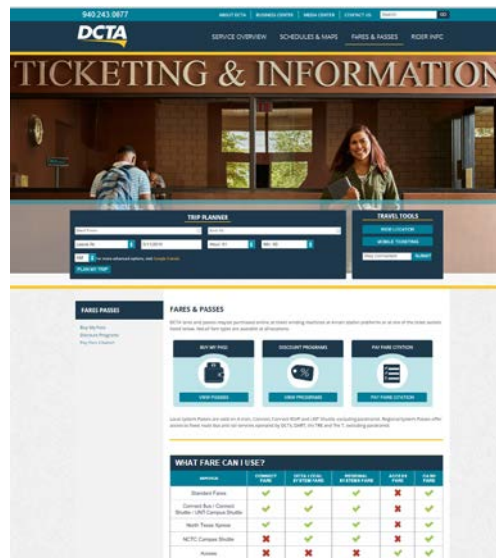
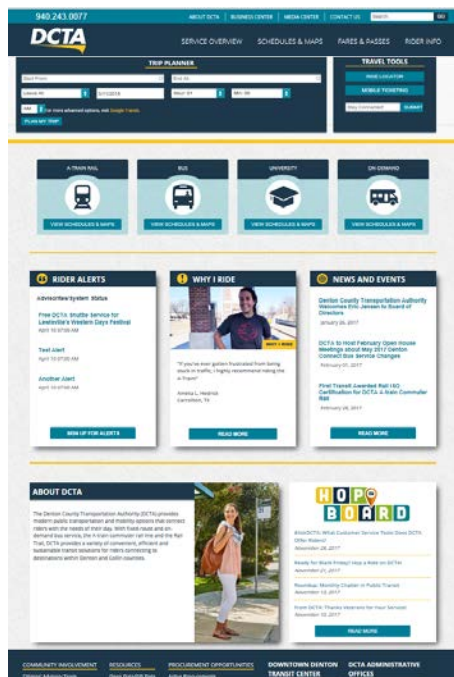
NEW WEBSITE LAUNCH CAMPAIGN UPDATE

- Timeline:
 - Projected Launch Date – Monday, June 25 (Pending Testing)
 - Communicate through July 31, 2018
 - Estimated Website Launch Date – Monday, July 9, 2018
- Methods of Communication:
 - Social Media Countdown Campaign
 - Email Marketing
 - Blog Post
 - Community/Stakeholder Outreach
 - Customer Service Training
 - News Release (industry publications)
 - Rider Alerts
 - EnRoute News
 - Wheels & Rails

CAMPAIGN CONCEPTING EXAMPLE:



SCREENSHOTS OF NEW WEBSITE TEST SITE:



DRAFT STAKEHOLDER OUTREACH MATRIX

- Goals:
 - Identify Agency-Wide Outreach Efforts
 - Track Departmental Outreach Efforts
 - Provide Opportunity for Board Engagement
- Next Steps:
 - DCTA Staff to Complete Content
 - Board of Directors Provide Feedback
 - Complete Matrix Complete by July 2018 Board Meeting

MONTHLY MEDIA REPORT (MAY 2018)

- Stories: 356 Stories (includes Drive.ai placements)
- Placement Highlights:
 - Drive.ai Story
 - Forbes Online
 - The Verge
 - Breitbart
 - NBC 5 News at 6 p.m.
 - Digital Trends
 - DCTA News
 - My DFW Mommy
 - Denton Record-Chronicle
 - PR Daily
 - Star Local Media
 - Mass Transit Magazine
- Headline Highlights:
 - Drive.ai Launches a Self-Driving Car Service in Frisco
 - DCTA Receives \$2.6M to Construct Bus Maintenance Facility
 - DCTA Conducting PTC Testing on A-train Commuter Rail Line
 - Disaster Drill Planned for Downtown Denton Transit Center
 - DCTA Seeks Rider Feedback in April open House Meetings
 - 2017 PR Daily Awards Winners
- Impressions: 322.55M
- Total Publicity Value: \$318K
- Sentiment Over Time:
 - Positive – 96.3%
 - Neutral – 3.7%
- Coverage by Media Type:
 - Consumer Online – 76.6%
 - Trade/Industry Online – 9%
 - Television Program – 4.2%
 - News/Business Online – 2.7%
 - Consumer Blog – 1.5%
 - News/Release Distribution Service – 1.5%
 - Social Networking Site – 1.2%
 - Newspaper - .9%
 - Radio Station - .6%
 - Other – 1.8%
- Share of Voice:
 - DCTA – 58.8%
 - DCTA Bus – 19.2%
 - DCTA Train – 22%



Denton Record-Chronicle


 RAGAN'S
PR Daily

Forbes


MARKETING & COMMUNICATIONS IN PROGRESS

- **Special Highlight:**
 - August 2018 Service Changes
 - Maps/Timetables
 - Route Guides – New and Existing
 - Promotional Materials
 - Platform and Bus Shelter Signage
 - Website Content
 - Social Media Content
 - Rider Alert / Email Marketing Content
 - Community Outreach
- **Routine Initiatives:**
 - Campaign / Communications Planning and Execution
 - Social Content / Creative / Posting / Responses / Reporting – Facebook, Twitter, LinkedIn, and YouTube
 - Blog Content Development / Posting / Reporting
 - Video Content Development / Production / Posting / Reporting
 - News Release Development / Proactive Media Pitching
 - Media Relations Outreach / Relationship Development
 - Email Marketing Content / Posting / Reporting (EnRoute News / Notices / Promotional)
 - Wheels & Rails Content and Creative Development
 - Brochure and Rack Card Content and Creative Development / Printing
 - Passenger Information Audits and Maintenance
 - Signage Installation / Removal
 - Discount Pass Program Outreach / Member Administration / Coordination for New Customers
 - Community Outreach (Events and Sponsorships)
 - Public Information Requests
 - Rider Alert Monitoring / Training
 - Customer Service Instruction / Monthly Overview Meetings
 - Updating Website Content / Progress on New Website
 - Monthly M&C Ride-a-Long and Required Reporting
 - Monthly “News Room” Brainstorming
 - Award Nominations
 - Monthly Reporting
- **Key Projects:**
 - Safety Campaign – In Market
 - Bus Driver Recruitment Support – In Market
 - Strategic Planning Guidance Report Promotion – In Market
 - Collin County Transit Low Income Pilot Program Website Content / Media Outreach – In Market
 - Alliance Link Communications / Web Content – In Market
 - North Texas Xpress Campaign – In Market
 - Summer Youth Pass Campaign – In Market
 - Strategic Planning Guidance Report Promotion – In Market
 - PTC Testing Passenger Communications – In Market
 - Agency Outreach Matrix Development – In Progress
 - August Service Change Planning / Campaign Content – In Progress
 - University A-train Promotion Campaign Planning – In Progress / Launches June 2018
 - Regional Fare Increase and Local Fare Promotion Campaign Planning – In Progress / Launches July 2018

- Passenger Information Overhaul – In Progress
 - Community Survey – In Progress
 - Website Asset Management and Testing – In Progress
 - University Orientation Planning – In Progress
 - Apartment Outreach Effort – In Progress
 - New Website Testing – In Progress
 - Denton E-Bike Content Update – June 2018
 - A-train Birthday Campaign / Contest – Complete (June)
 - New Website Launch Campaign – Begin in Late June
 - Sponsorship Advertising Audit – June 2018
 - New DCTA Website – Official Launch on 7/9
 - Regional Transit Connections Brochure – Summer 2018
 - GOREquest Rack Card – Summer 2018
 - Campus Connections Brochure – Summer 2018
 - University Pass Program Brochure – Summer 2018
 - Photo Shoot – Summer/Fall 2018
 - DCTA / First Transit White Paper and B2B Video – Summer/Fall 2018
 - Quarterly CAT Meetings – August 2018
 - Highland Village Services Campaign – August 2018
 - Denton Airport Services Campaign – August 2018
 - August Service Change Announcement / New Passenger Information – In Progress / Launches August 27
 - Highland Village Balloon Festival – August 2018
- **Community Outreach Initiatives**
 - UNT Freshman Orientation Resource Fair – 6/1
 - Denton CVB Advisory Committee Meeting – 6/4
 - State of the City Luncheon and Leadership Frisco – 6/12
 - UNT Freshman Orientation Resource Fair – 6/12
 - Denton Chamber of Commerce Luncheon – 6/15
 - UNT Freshman Orientation Resource Fair – 6/18
 - Denton Elected Officials Reception – 6/20
 - Lewisville Chamber of Commerce Luncheon – 6/26
 - UNT Freshman Orientation Resource Fair – 6/29
 - UNT Freshman Orientation Resource Fair – 7/9
 - UNT Freshman Orientation Resource Fair – 7/12
 - UNT Freshman Orientation Resource Fair – 7/20
 - Lewisville Chamber of Commerce Luncheon – 7/24
 - UNT Freshman Orientation Resource Fair – 7/25

CUSTOMER SERVICE IN PROGRESS

- Access Monthly Pass Review and Consideration
- Updated University Pass Program Language
- Monthly Meetings
- Routine Informative Overviews
- Phone Screenings
- GOREquest Responses (Customer Communications Specialist)
- Social Media Responses / Reporting (Customer Communications Specialist)
- #AskDCTA Content Marketing Series
- Process Development / Efficiency Discussions
- Monthly Reporting

ADMINISTRATION IN PROGRESS

- Routine Meetings
- Staffing Coverage / Coordination
- Board and Committee Policies and Procedures
- Open Records Requests
- Facilities Management
- Records Retention
- Copy Machine Procurement (all facilities)

Approved by:



Nicole Recker
Vice President of Marketing & Communications


MAY 2018 CITIZEN'S ADVISORY TEAM MEETINGS RECAP REPORT

Overview:

DCTA hosted Citizen's Advisory Team meetings in May 2018. DCTA enthusiasts, stakeholders, partners and the general public were invited to attend.

Communications:

- Email Blast to Members – 4/30
- Rider Alert to DCTA Passengers (invitation) – 4/25, reminder Lewisville 5/7, reminder Denton 5/9
- Facebook & Twitter



DCTA | DENTON COUNTY
TRANSPORTATION
AUTHORITY

Citizens' Advisory Team Meeting

Tuesday, May 8 • 6:30 p.m.
DCTA Admin Offices
1955 Lakeway Drive, Suite 260, Lewisville, Texas

Thursday, May 10 • 6 p.m.
DDTC Meeting Room
604 East Hickory Street, Denton, Texas

We invite you to attend a meeting and provide DCTA staff with your feedback on transit-related issues.

Visit RideDCTA.net for more information.

[f](#) [t](#) [v](#) [in](#) [m](#)

HopOnBoardBlog.com • [#RideDCTA](#)

Meeting Details:

{LEWISVILLE}

Tuesday, May 8, 2018

6:30 p.m. – 7:30 p.m.

DCTA Administrative Office

T&P Conference Room

{DENTON}

Thursday, May 10, 2018

6 p.m. – 7 p.m.
Downtown Denton Transit Center (DDTC)
Community Room

RSVP – Kelly Briggs – kbriggs@dcta.net

Special requests are required at least 48 hours in advance. RSVPs are appreciated.

LEWISVILLE MEETING NOTES

Lewisville Agenda:

Topics of discussion included:

- University Pass Program
- Alliance Link Overview
- Summer Youth Pass
- Non-Profit Discount Change
- Website Update
- National Bike to Work Day, May 18
- Update/Recap on April Public Meetings

Attendees:

- Kelly Briggs

Meeting Notes: Meeting was not held due to non-attendance.

DENTON MEETING NOTES

Denton Agenda:

Topics of discussion included:

- University Pass Program
- Alliance Link Overview
- Summer Youth Pass
- Non-Profit Discount Change
- Website Update
- National Bike to Work Day, May 18
- Update/Recap on April Public Meetings

Attendees:

- Kelly Briggs
- Bob Tickner
- Paul McManus
- Judith Buehler
- June Hood
- Jim Fagan

Meeting Notes:

University Pass Program

- Information is being placed on the UNT and TWU websites
- Once information is on university sites, it will be placed on DCTA's website
- Kelly will inform citizen's advisory team once information is posted

Alliance Link Overview

- Alliance Link information is now live on the website.
- Showed members photos of what the shuttle looks like.
- Showed RideAllianceLink.net to CAT member.

Summer Youth Pass

- Shared that Summer Youth Pass program launched on 5/1.
- \$30
- Runs through June, July, August.

Non-Profit Discount Change

- Starting 6/1 discount will be 50% (from 25%)
- Entire CAT: Extremely pleased. Outstanding decision that will benefit so many people. Overall feedback was unanimous that this decision was wonderful.
- Judith: In relation to discount pass programs, CPP is not relatable. Feels DCTA should depict riders that look more like "every day" workers, not power suits, etc.
- Bob: Have we talked with City of Denton and City of Lewisville about CPP?
- Judith: Until DCTA is ready to help bridge the gap of the last mile it's going to be difficult to recruit CPP members.
- Judith: Change the name of the program, "Corporate" is unrelatable.
- June: Agrees it's hard to relate to a "Corporate" image.
- Paul: Likes the term "employee" program better. Something that is offered to employees of all types, not just corporate. Consider going about it differently.

Website Update

- Let the group know the new website is set to launch end of June/early July.

National Bike to Work Day, May 18

- Asked for CAT members to help spread the word that DCTA is taking part in National Bike to Work Day and those who ride their bike will ride free if space permits for bikes.

Update/Recap on April Public Meetings

- Meetings went well.
- Please with the attendance and feedback we received.
- Members in attendance had already submitted feedback online or in person.

Attendee Questions:

- Is DCTA still planning to expand out towards Frisco?
- Can we send out a calendar invite so it resides on the calendar.

Board of Directors Memo

June 28, 2018

Subject: Strategic Planning & Development Update

ADMINISTRATIVE UPDATE

Title VI Program Update & Process Development

- As a federal requirement, DCTA submits an updated Title VI Program every three years with the next Title VI program submittal in June 1, 2019
- DCTA has engaged Texas Transit Institute (TTI) to assist in building a user-friendly process to be used during service and fare changes and will also provide assistance coordinating necessary updates into the agency's updated document.

REGIONAL TRANSPORTATION PLANNING

NCTCOG Mobility Transportation Plan 2045

- NCTCOG released the initial draft of the updated Mobility Transportation Plan in January 2018, worked with regional stakeholders including DCTA on data gathering and analysis and received RTC approval of the final Mobility 2045 plan on June 14, 2018.

Regional Trail Initiative

A current NCTCOG initiative is the Regional Trail Veloweb which includes connecting the A-train Rail Trail from the Hebron Station to the DART Frankford Station

- This section of trail will involve coordination and collaboration between DCTA, NCTCOG, DART, as well as the cities of Carrollton and Lewisville
- A small task force consisting of representatives from all five agencies has been meeting regularly to outline an action plan including preliminary design which will likely require each entity to provide a small level of funding support
- An Agreement between DCTA and NCTCOG has been executed, which outlines the Agency has provided financial support of approximately \$18,000 for the preliminary design of this project
- More activity on this project is expected to continue this summer.

LOCAL TRANSPORTATION PLANNING

Innovative Transit Solutions

Federal / National Engagement

- DCTA continues to stay engaged at the Federal level through recent participation in the FTA's Autonomous Vehicles 3.0 roundtable discussion.
- APTA Mobility Summit: Staff will be attending APTA's upcoming National Mobility Summit in Washington D.C. The summit will discuss how technology, entrepreneurship and increased customer expectations are disrupting traditional models of mobility and challenging the ways public transportation operators approach providing service. Staff will participate in discussions around ways public transportation can be the backbone of multimodal lifestyles.

Regional Engagement

- Mobility On-Demand Working Group: DCTA staff participates in the quarterly NCTCOG Mobility On-Demand Working Group to discuss best practices on implementing mobility on demand programs with private sector partners. In April, DCTA staff presented updates on several initiatives, including grant proposals, Collin County mobility services, first/last mile connection service in Southeast Denton (to the North Texas Xpress commuter bus), and the Shared Use Mobility Action Plan. DCTA staff also attended a new Bikeshare Working Group meeting hosted by NCTCOG in May. This group includes representatives from major cities in the DFW region, bikeshare companies and transit agencies.

- Statewide AV RFP: NCTCOG seeks to advance the development and deployment of transportation technologies that will deliver safer and more efficient transportation for the North Texas region, including autonomous vehicles. DCTA is fully engaged in many areas of NCTCOG's AV initiative, including a state-wide procurement for AV vehicle programs. This RFP is expected to be released to the public on July 12.

Local Initiatives

- Shared Use Mobility Plan: Staff has finalized a contract with TTI to develop a Shared Use Mobility Action Plan to strategically deploy innovative transit solutions while leveraging existing transit assets and producing a fully integrated system plan. Efforts began in early April with an assessment of existing conditions and will continue with a series of teleconferences with staff and selected board members on Shared Mobility opportunities in our suburban transit market. Staff has received the Phase 1 report addressing current service and existing conditions. The second phase of the study will document current industry conditions and trends related to planning for new and emerging shared mobility modes and service models. The draft of the second phase of this study has been provided to DCTA staff for review.
- Lyft Service Development: DCTA has leveraged the existing contract with Lyft and other shared mobility vendors in the development of new partnership programs involving subsidized discounts for selected trips in Highland Village and at UNT. There are new programs anticipated in Denton, Lewisville, Frisco, and McKinney in the near future.
- Denton Bikeshare: The City of Denton has approved a permit for the dockless bikeshare company, Spinbike to operate in Denton city limits. Spinbike is the first bikeshare company to be permitted in the City after Denton's new bikeshare ordinance was passed. A requirement of the ordinance is for Spinbike to designate certain areas as virtual 'bike corrals'. These corrals are not physically marked but Spinbike users can see the location of these docking areas on their app, and Spinbike staff will regularly rebalance bike supply to these areas to these corrals to control the clutter of bikes on public rights-of-way. Two of Spinbike's corrals will be located at the DDTC, and DCTA staff consulted with City of Denton and Spinbike to review these locations. Spinbike will coordinate deployment of their bikes onto DDTC property after finalizing a larger agreement with UNT for bikes on their campus. Spinbike will provide a Memorandum of Understanding (MOU) document prior to bike deployment at the DDTC in the coming months.

Frisco Automated Vehicle Pilot Program

- DCTA is administering the contract for a public-private partnership leading to one of the first automated vehicle programs in the nation. Drive.ai's self-driving, on-demand service will be operated in conjunction with the Frisco TMA, a group focused on innovative last-mile transportation options to address the rapid residential and commercial growth in the North Platinum Corridor. The Frisco TMA includes the City of Frisco, HALL Group, Frisco Station Partners, The Star, and DCTA. The pilot program was announced on May 7, with public demonstrations on May 10 and official launch for public use set for July.
- Since the announcement of the Frisco AV pilot program, DCTA has received many speaking requests for local and national events including; Frisco Chamber and EDC meetings, TxDOT Planning Conference (Dallas), National ADS Summit (D.C.) and Center for Transportation Studies (Minneapolis) .

A-train Extension Feasibility Exploration

- Through DCTA's On-call A&E Railroad Services contract with Lockwood, Andrews & Newnam (LAN), staff is exploring the feasibility to extend the A-train corridor North to US 380 and South to Belt Line
- LAN's professional services on this project include expansion concept development, fatal flaw analysis and operational evaluation for expansion
- To coincide with Texas Woman's University Master Planning efforts, LAN initially focused on the Northbound extension and has completed the fatal flaw analysis and evaluation of multiple rail corridor alignments to be used during discussions with TWU
- In mid June, LAN began work relating to the Southbound extension and will review DART's Cotton Belt DEIS to ensure the new rail corridor and the A-train extension meet effectively at Belt Line
- An update of the A-train extension feasibility exploration will be provided at the July Program Services meeting.

BUSINESS DEVELOPMENT & PARTNERSHIPS

Alliance Area Transit Coordination

- DCTA continues to partner with Hillwood, Trinity Metro, Alliance Opportunity Center, Tarrant County and Toyota in the coordination of first/last mile solutions in the Alliance Area
- The Alliance Link Shuttle service officially launched Phase 1 on April 9. Phase 1 included one vehicle providing service Monday through Friday. Phase 2 launched in early May with two more vehicles, and one standby, providing service Monday through Sunday. Hours of operation are 5:30-8:30am and 4:30-7:30pm. Hours and days of service are subject to change as the program is further evaluated.
- Alliance Link is an app based on-demand, rideshare service connects to the North Texas Xpress stop located at Heritage and Horizon. April 9-15 more than 50 people signed up for the Alliance Link Shuttle service resulting in almost 20 trips within the first two weeks. Positive response from the business community supported the increase of stop locations from the original seven to 16.
- Reports have continued to show week over week increases in ridership and app downloads. The week of June 4-10 saw trips double from the first report, and use on the weekends is slowly, but steadily, increasing.
- Next steps include continuing coordination and supporting marketing efforts with the various stakeholders, meeting with Alliance businesses to evaluate effectiveness of the pilot, and continuing to assess the NTX connections, stops, and service hours related to the Alliance Link Shuttle.

City of Frisco

- Staff has incorporated agency dispatched taxi service into the current On-Demand service to assist in service area expansion, increased capacity capabilities and to improve operational efficiencies
- Staff level discussions regarding the exploration of future transit solutions are ongoing including Lyft integration into their existing program
- Strategic outreach within Frisco continues, which has resulted in speaking invitations to various HR, business, and community groups. DCTA is now a member of the Frisco Chamber of Commerce and has been leveraging this new relationship for further engagement opportunities

McKinney Urban Transit District (MUTD)

- DCTA continues to provide planning support to the City of McKinney staff in exploring near-term and long-term mobility options including the potential of incorporating Lyft into existing service levels
- To better understand community needs and to provide community education as it relates to transit, there was discussion and interest in partnering to hold transportation forums within the community. DCTA will develop a draft plan for these forums for further discussion with McKinney staff.

Service Expansion within New Service Areas

- Staff continues being responsive to requests from new developments and large employers within member cities as well as inquiries from non-member cities in Denton and Collin counties interested in exploring transit solutions to meet the current and future demands within their communities

FUNDING OPPORTUNITIES

Bus & Bus Facilities Grant

- In August 2017, DCTA submitted a grant proposal in response to the FTA Bus & Bus Facilities funding opportunity and received notification of award in April 2018 for the construction of the "lite" bus maintenance facility component of the submitted proposal in the amount of \$2.625M. Staff is currently working through the federal grant award and administration process which will provide the agency access to these funds.

NCTCOG Grant Review & Funding Cleanup

- In early September 2017, DCTA submitted funding requests for available CMAQ, JARC and New Freedom funds and received RTC approval to assist in the purchase of fleet (\$1.61M) and operational enhancements (\$227,000) of the North Texas Xpress commuter service. DCTA was also awarded funding to assist with DCTA's mobility management (\$240,000) including the provision of seamless transportation services in Denton and Collin counties. Staff is currently working through the funding award and administration process with NCTCOG staff which will allow DCTA access to these funds.

Shared Use Mobility Center Mobility on Demand On-Ramp Technical Assistance

- Shared Use Mobility, a national non-profit organization has coordinated a grant opportunity with the FTA for technical assistance for agencies and organizations to develop a business plan to improve shared mobility services.
- DCTA submitted a proposal for the development of a third party 'exchange' where transit data and financial transaction can be securely passed between public and private entities. The project would allow multiple vendors to interface with a neutral and stable database resulting in a one stop payment.
- The proposal was submitted in March and on June 18 staff was informed that DCTA was not selected for the grant award.

LAND USE PLANNING & DEVELOPMENTCity of Denton Small Area Planning Steering Committee

- DCTA remains active in the City of Denton's Small Area Planning initiative for the area surrounding the University of North Texas
- The steering committee is guiding the land use planning and implementation strategy for this specific area. Committee members include representatives from the community, university, development community and other interested Denton residents

Transit Oriented Development

- DCTA continues conversations with member cities in an effort to support respective city land use plans through ongoing conversations with city staff, land developers and other strategic partners.
- A more thorough report will be provided in closed executive session.

ADDITIONAL PROJECTS

- | | |
|---|---|
| • FY 19 Budget Development | • SRT 121 Commuter Corridor Development |
| • August Service Changes | • State and Federal Legislative Initiatives |
| • Texas Woman's University Master Plan | • Grant Funding Opportunities |
| • Lewisville Small Area Planning Studies | • TxDOT 35W Expansion Coordination |
| • Shared Use Mobility Study | • US 380 Expansion Coordination |
| • Huffines-Hebron Joint Development Project | • Collin/Denton Outer Loop Coordination |
| • Infrastructure Development Planning | |
| • Long-Range Agency Planning Efforts | |

Submitted by: 
Lindsey Baker, Director of Strategic Partnerships

Approved by: 
Kristina Holcomb, VP, Planning & Development



Board of Directors Memo

June 28, 2018

Subject: WS 1 (d) Capital Projects Update

Positive Train Control (PTC)

- All Static Tests (Wayside Testing) has been completed.
- Dynamic Test Procedures have been approved by FRA and the first set of Test plans have been forwarded to FRA for review and approval.
- Operational and Onboard training for E-ATC has been completed for Trainers.
- Dispatch Training for Trainers on E-ATC has been completed June 13th, 2018.
- Dynamic Testing expected to begin as soon as approval from FRA is received.


Lewisville Hike and Bike Trail – Eagle Point Section

- We continue to press TxDOT for approval and we are working with the Engineer to prepare the bid documents.

Lewisville Bus Fueling Facility

- The pre-construction meeting was held on June 13, 2018.
- The contractor expects to begin construction in early July.
- Construction is expected to be complete by December, 2018.

Final Review:


Raymond Suarez

Board of Directors Memo

June 28, 2018

Subject: Transit Operations Report**SYSTEM ON-TIME PERFORMANCE**

- FY 2018 YTD “On Time Performance” (OTP) for the A-train is 99.40%
- FY 2018 YTD “On Time Performance” (OTP) system-wide for Bus is 93.52%.

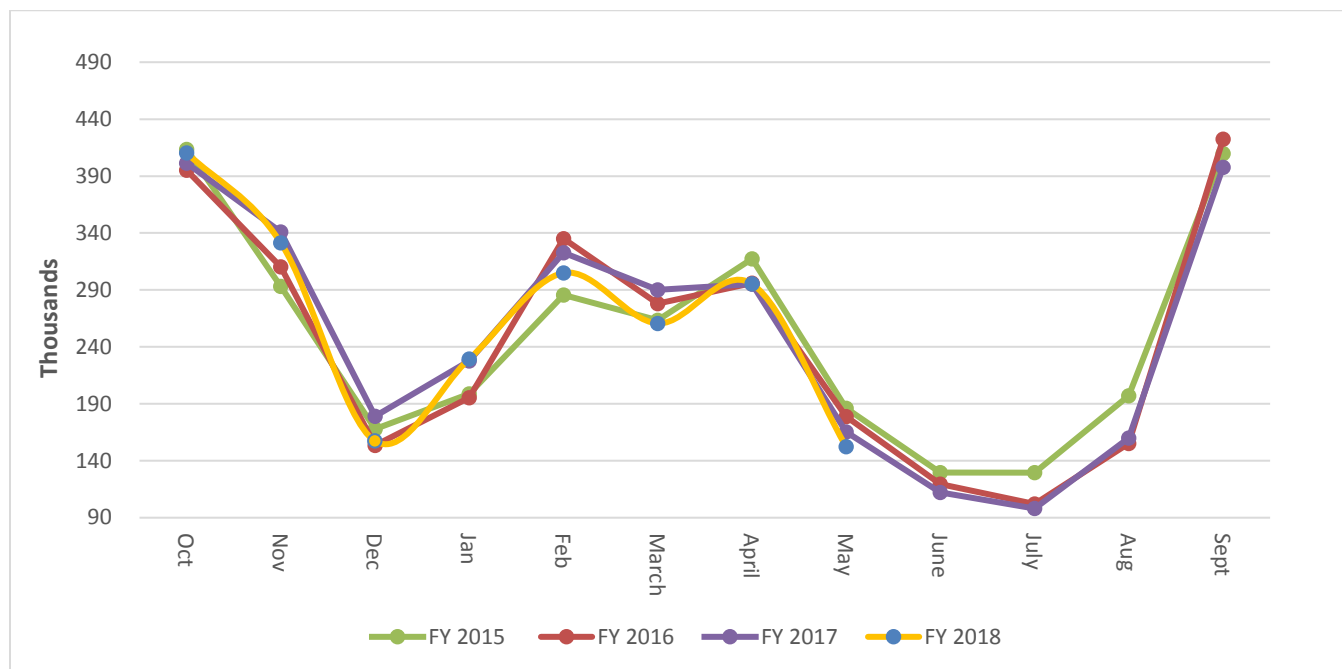
RIDERSHIP PERFORMANCE**Year to Date Change in Ridership by Service Type**

Service	% Change FY 2017 to FY 2018	Color Indicator	Notation No.
All Bus & Rail	-3.62%	Red	1
Rail	-18.11%	Red	2
All Bus	-0.87 %	Green	
Connect	-8.65%	Red	2
UNT	0.18%	Green	1
NCTC	-25.43%	Red	3
North Texas Express	34.85%	Green	
Access	3.34%	Green	
Frisco Demand Response	68.36%	Green	
Highland Village	0.84%	Green	

1. While All Bus & Rail ridership is down, the decrease is lessened by the overall increase in UNT ridership
2. The YTD boardings decreased for Rail and Connect over the same period for the previous fiscal year. We are in the 3rd year of sustained low gas prices, which is making car ownership more competitive to mass transit, and it appears that consumer behavior is adjusting. This is consistent with national trends.
3. NCTC ridership continues to trend downward. Staff continues to work with NCTC to explore options to reverse the trend, including outreach efforts to new/incoming students for the Fall semester.

Color Key**Green** indicates positive performance**Yellow** indicates service that will be monitored by staff**Red** indicates poor performance and needs further research

Rail and All Bus: Total Boardings

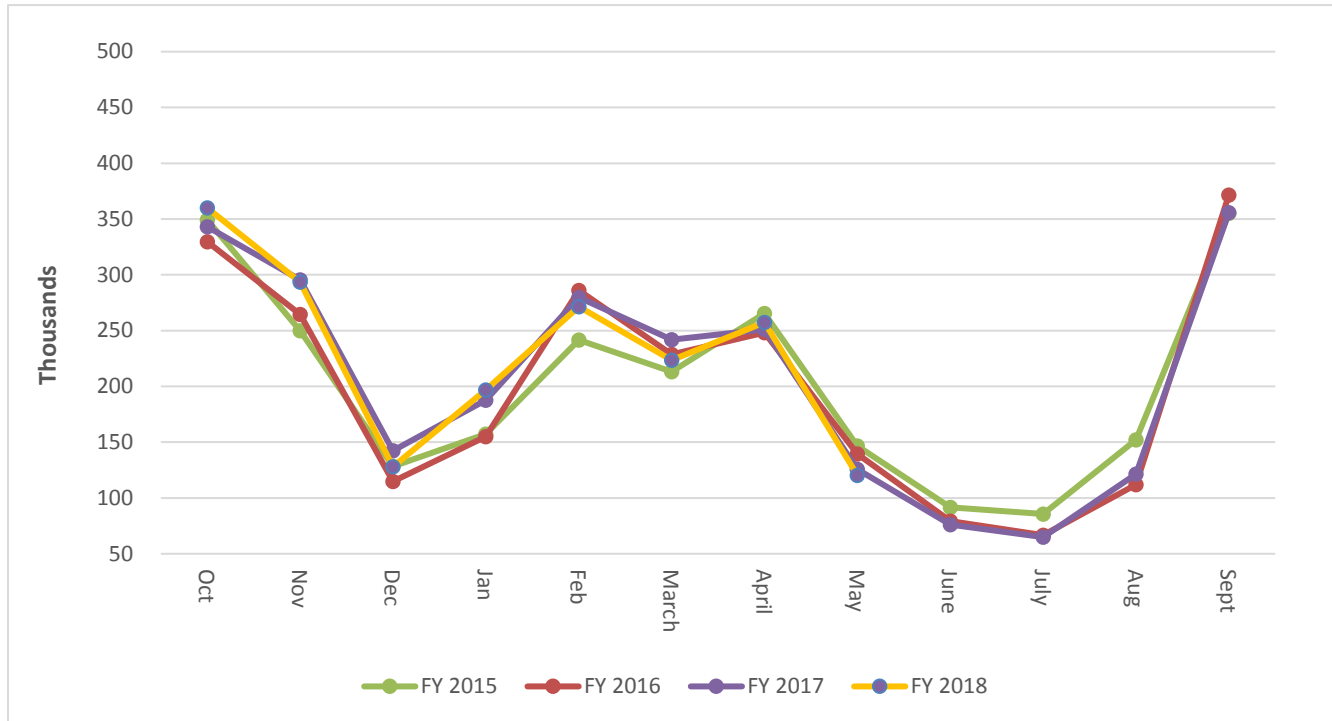


Note: Statistics include A-train, Connect, UNT, NCTC, Access, Connect RSVP, Highland Village Connect Shuttle, Highland Village Community On-Demand, Frisco Demand Response Service, North Texas Xpress Commuter, and special movement services. For display purposes, the Y axis origin has been modified.

Rail and All Bus: Total Boardings

- Total boardings for Rail and All Bus decreased by 12,947 boardings or 7.83% in May 2018 compared to May 2017.
- The YTD boardings for Rail and All Bus decreased by 80,443 boardings or 3.62% in May.

All Bus: Total Boardings

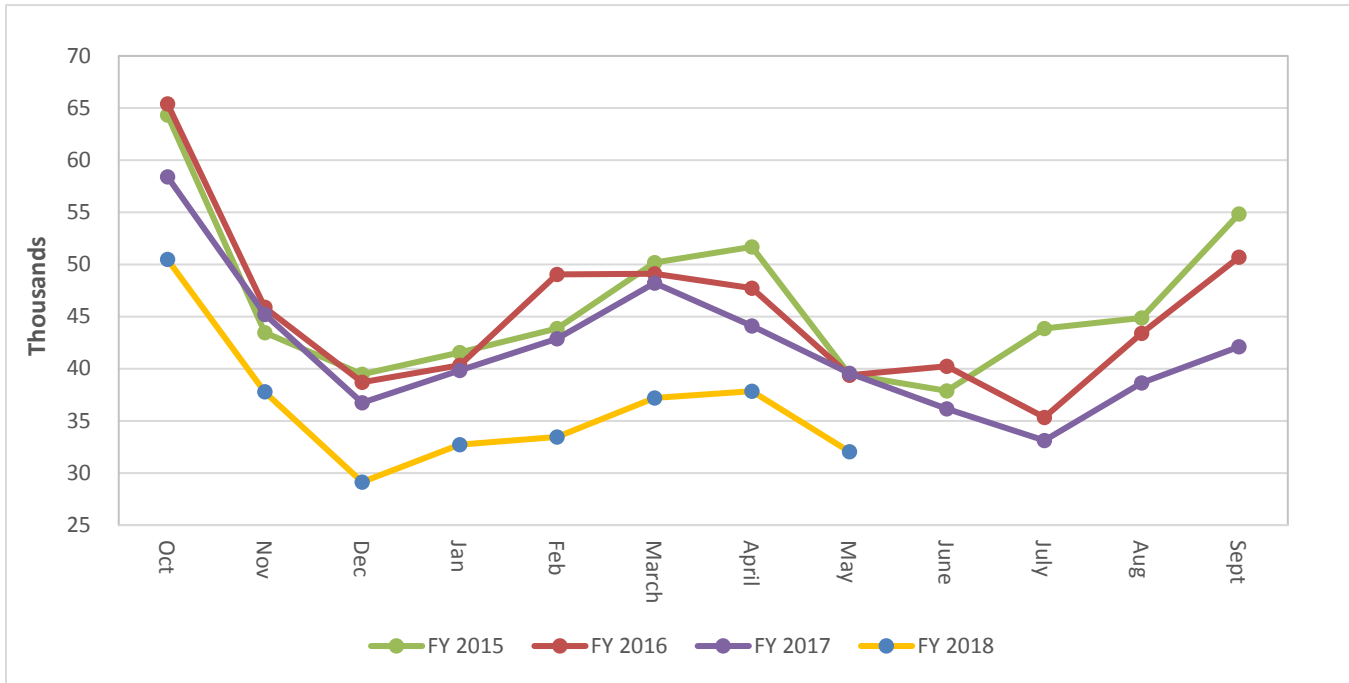


Note: Statistics include Connect, UNT, NCTC, Access, Connect RSVP, Highland Village Connect Shuttle, Highland Village Community On-Demand, Frisco Demand Response Service, North Texas Xpress Commuter and special movement services. For display purposes, the Y axis origin has been modified.

All Bus: Total Boardings

- In May 2018, total boardings decreased by 5,431 or 4.32% compared to the same period last year.
- The YTD total boardings in May decreased by 16,177 or 0.87% compared to the same period last year.
- Ridership for Denton Connect overall decreased by 529 or 2% for May 2018 when compared to the same period last year. The largest increase was for route 4 that had a 79% increase in May from the previous year. The largest decrease was for route 2 that decreased 37% from the previous year.
- Ridership for Lewisville Connect overall increased by 301 or 3% for May 2018 when compared to the same period last year. The largest increase was for route 21 that increased 17% from the previous year.

Rail: Total Boardings

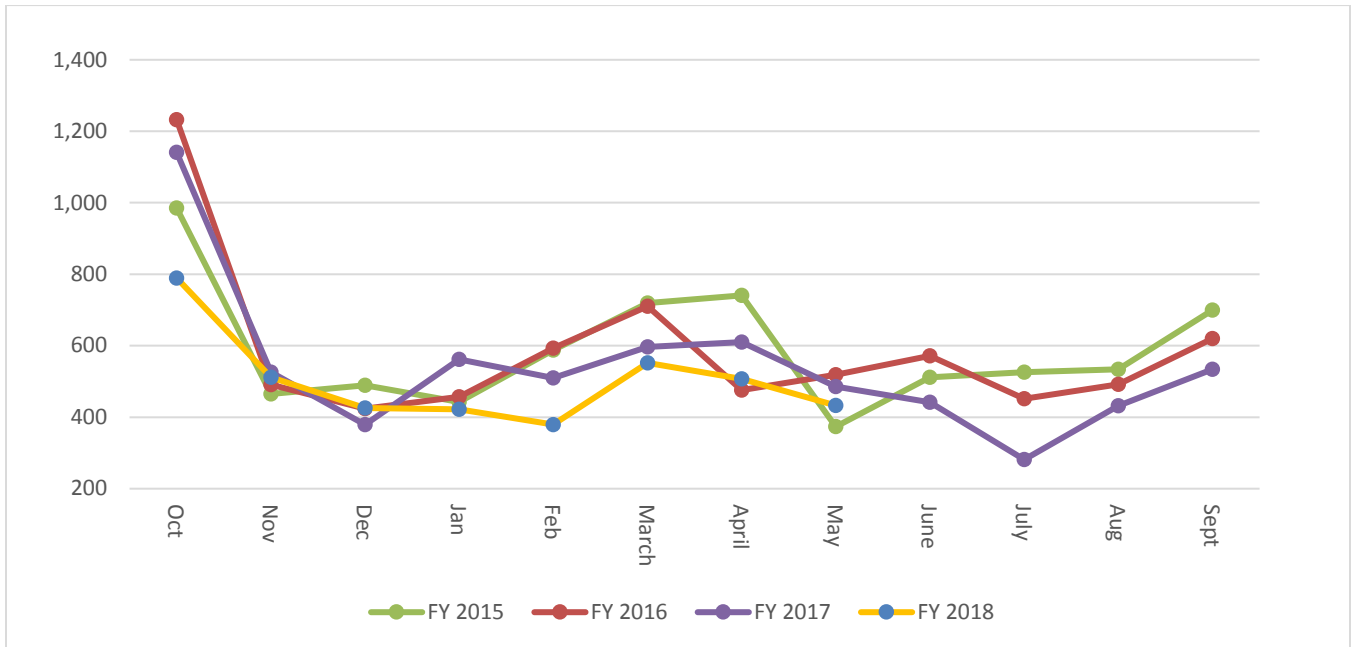


Note: For display purposes, the Y axis origin has been modified.

Rail: Total Boardings

- Total boardings for Rail decreased by 7,516 or 19% in May 2018 compared to May 2017.
- The YTD Total boardings for Rail decreased by 64,272 or 18.11% in May 2018 compared to the same period last year. Ridership for TRE and DART rail are also down as compared to last year.
- The decrease is primarily attributable to completion of construction on IH35E, resulting in decreased boardings predominately from the Downtown Denton Transit Center and MedPark southbound in the morning and northbound in the afternoon/evening. Limited parking and low gas prices also contribute to the decrease in rail ridership.
- Additional information is included as Attachment 1, which includes a summary graph reflecting A-train Monthly Boardings by Station for January 2015 through May 2018, as well as individual graphs for each station for the same period.

Rail: Saturday Average Boardings

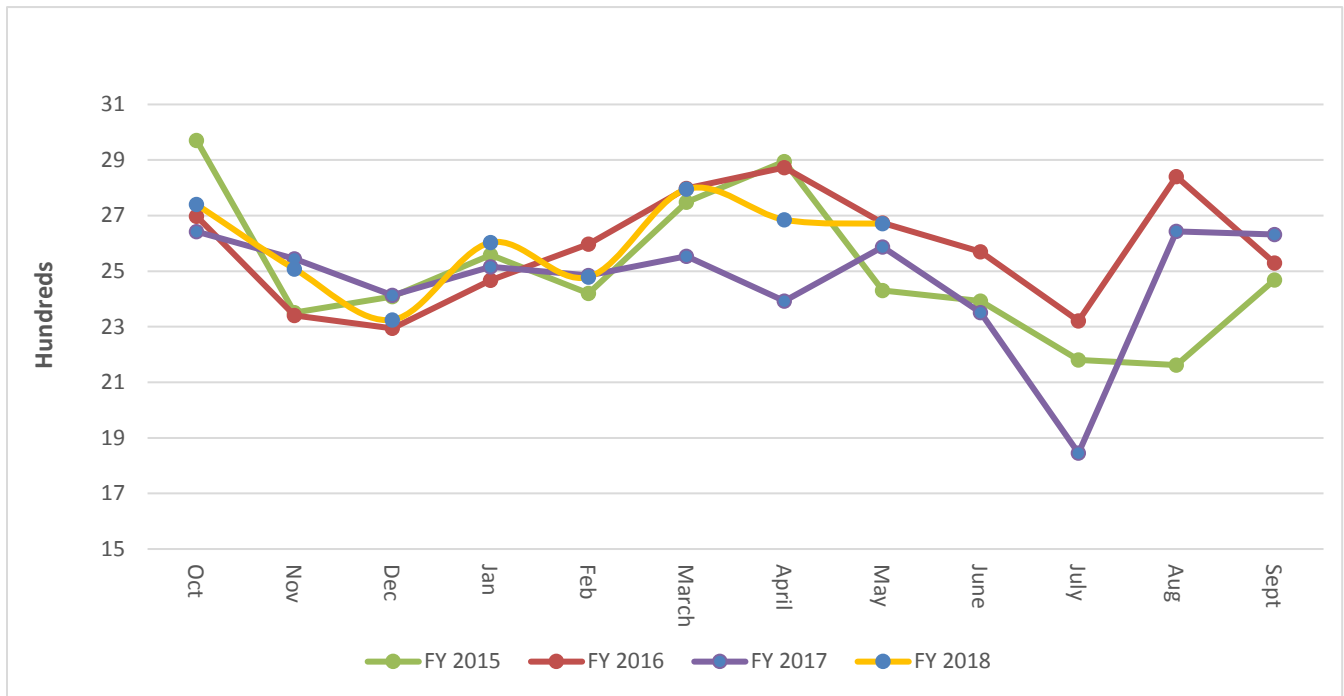


Note: For display purposes, the Y axis origin has been modified.

Rail: Saturday Average Boardings

- Average Saturday Boardings decreased by 53 or 10.92% in May 2018 compared to May 2017.
- The YTD Average Saturday Boardings decreased by 790 or 16.43% in May 2018 compared to the same period last year.

Access: Total Boardings

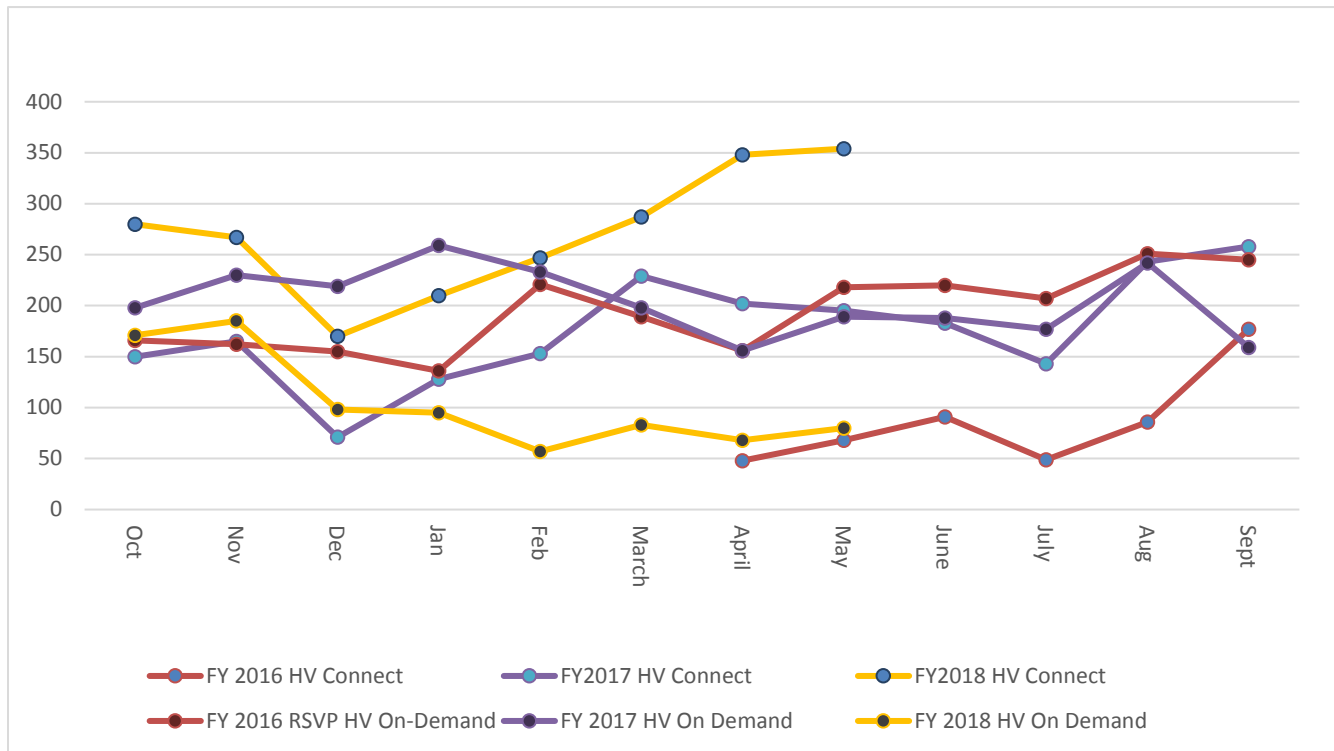


Note: For display purposes, the Y axis origin has been modified.

Access: Total Boardings

- Total boardings increased by 84 or 3.25% in May 2018 compared to May 2017.
- In May, the YTD total boardings increased by 672 or 3.34% compared to the same period last year.

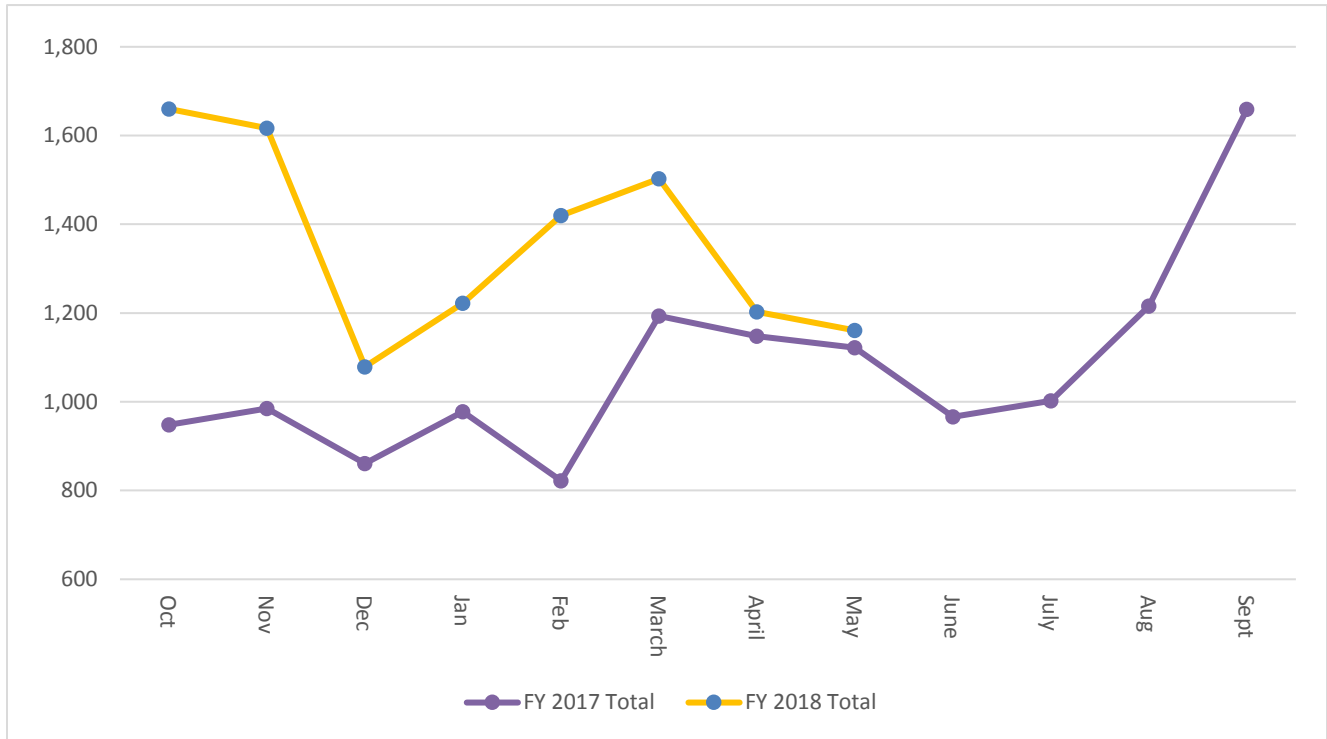
Highland Village Service: Total Boardings



Highland Village Service: Total Boardings

- Highland Village Community On-Demand total boardings decreased by 109 or 57.67% from May 2017 to May 2018. YTD boardings decreased by 845 or 50.24% over the same period last year.
- Highland Village Connect Shuttle total boardings increased by 159 or 81.54% from May 2017 to May 2018. YTD boardings increased by 870 or 67.29% over the same period last year.
- YTD total boardings for all Highland Village services increased by 25 or 0.84% compared to the same period the prior year.

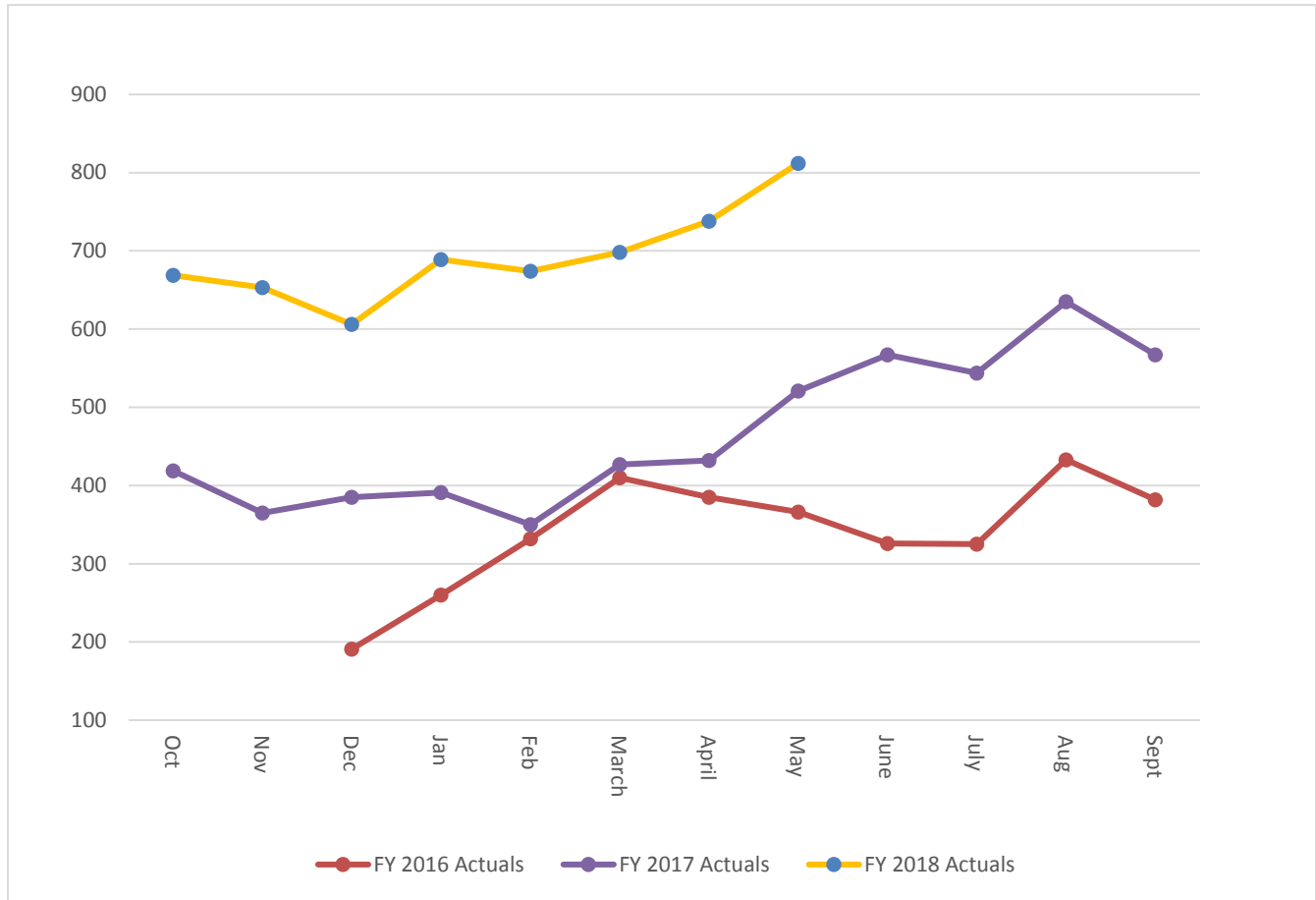
North Texas Xpress Commuter Services: Total Boardings



North Texas Xpress: Total Boardings

- Service was initiated in September 2016 in coordination with the Fort Worth Transportation Authority and operates Monday through Friday from 6:15 am to 9:30 pm.
- Total boardings increased by 39 or 3.48% in May 2018 compared to May 2017.
- In May 2018, the YTD total boardings increased 2,808 or 34.85% over the same period the prior year.

Frisco Demand Response Service: Total Boardings



Frisco Demand Response Service: Total Boardings

- In May, total boardings increased by 291 or 55.9% compared to May 2017.
- Total boardings YTD increased by 2,249 or 68.36% compared to the same period last year.
- These increases can be attributed to the implementation of the Taxi Pilot Project, which was implemented on March 20, 2017.
- Since inception, the Taxi Pilot Project has provided an additional 2,662 trips.

Collin County Transit

- Service was initiated on June 1, 2017.
- Collin County Transit is a hybrid service provided on behalf of the McKinney Urban Transit District. Service is currently provided in the cities of McKinney, Celina, Melissa, Princeton, and Lowry Crossing.
- The service consists of primarily a taxi voucher program, with supplemental demand response service for those customers who are not able to utilize a taxi due to their mobility device.
- Service is provided Monday through Friday from 6:00 am to 6:00 pm and Saturday 8:00 am to 6:00 pm.
- Collin County Transit ridership will be provided in table format (see below) until a full year of data is available for annual comparison purposes.

COLLIN COUNTY TRANSIT SUMMARY REPORT			
Month	Total	Taxi	Demand Response
May	443	443	0
April	432	432	0
March	395	395	0
February	285	285	0
January	293	289	4
December	317	317	0
November	361	361	0
October	399	399	0
September	321	320	1
August	274	272	2
July	150	150	0
June	97	91	6


SAFETY/SECURITY

- DCTA Rail Operations Injury-Free Workdays: 491
- DCTA Bus Operations Injury-Free Workdays: 19

MAINTENANCE

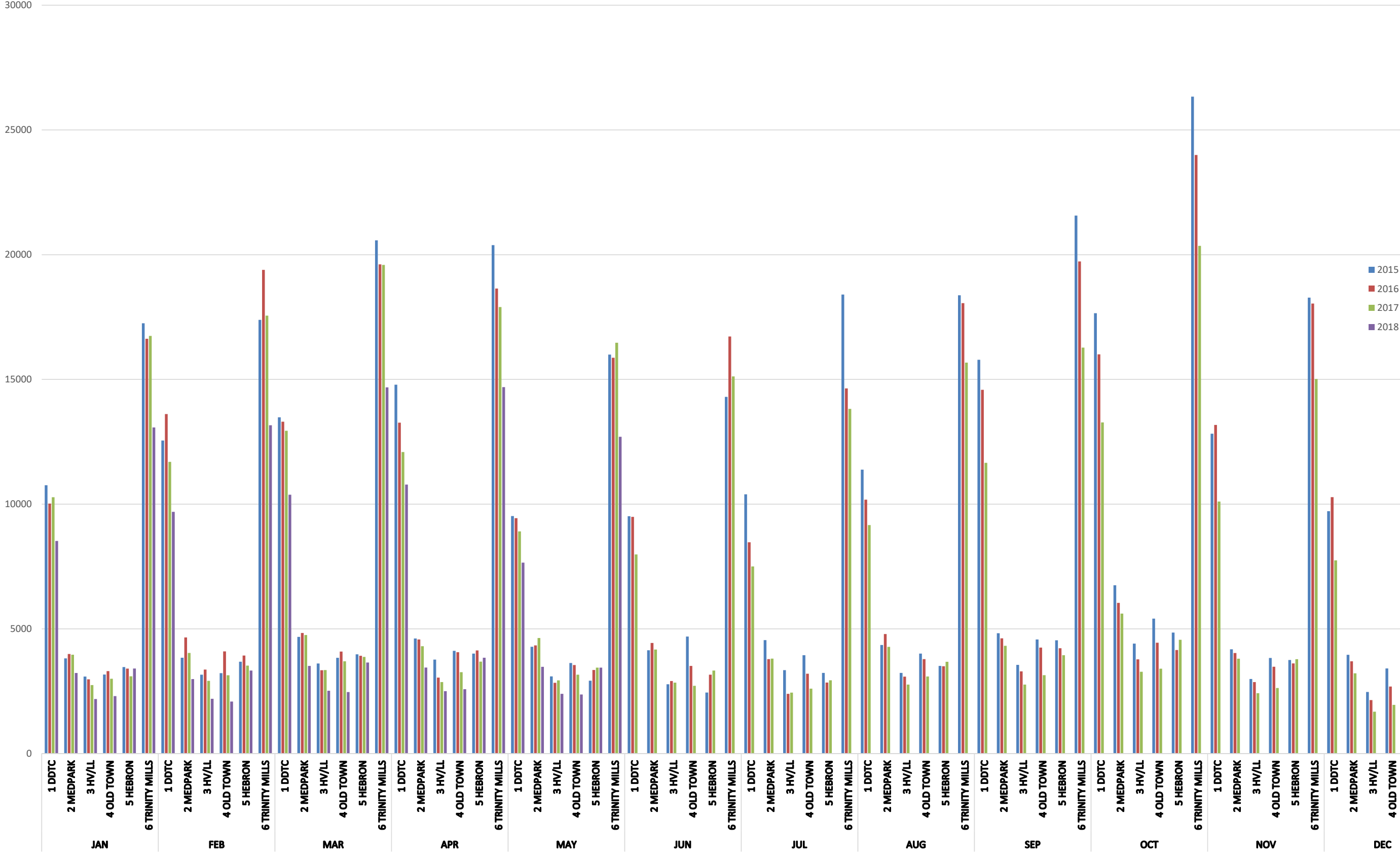
- **Right of Way:** DCTA contract operations (Rio Grande Pacific) continues to perform weekly safety inspections, which have not identified any major issues.
- **Signal/Communications:** DCTA contract operations (CTC) reported weather related failure on May 3rd at College Street in Lewisville which resulted in three train delays. Repairs have been made and the contractor continues to perform weekly safety inspections, which have not identified any major issues. Dispatch contractor (Rio Grande Pacific) reported dispatch errors on May 4th and May 10th that resulted in two trains delayed at DDTC. Additional training was provided for dispatch personnel.
- **Stations:** DCTA contract operations (Rio Grande Pacific) continues to perform weekly safety inspections, which have not identified any major issues.
- **Rail Mechanical:** DCTA contract operations (First Transit) reported Stadler ground fault mechanical failures on May 4th that resulted in one train delay, May 17th that resulted in two train delays, and May 18th that resulted in one train delay. Repairs have been made and the contractor continues to perform weekly safety inspections, which have not identified any major issues.

Final Review:

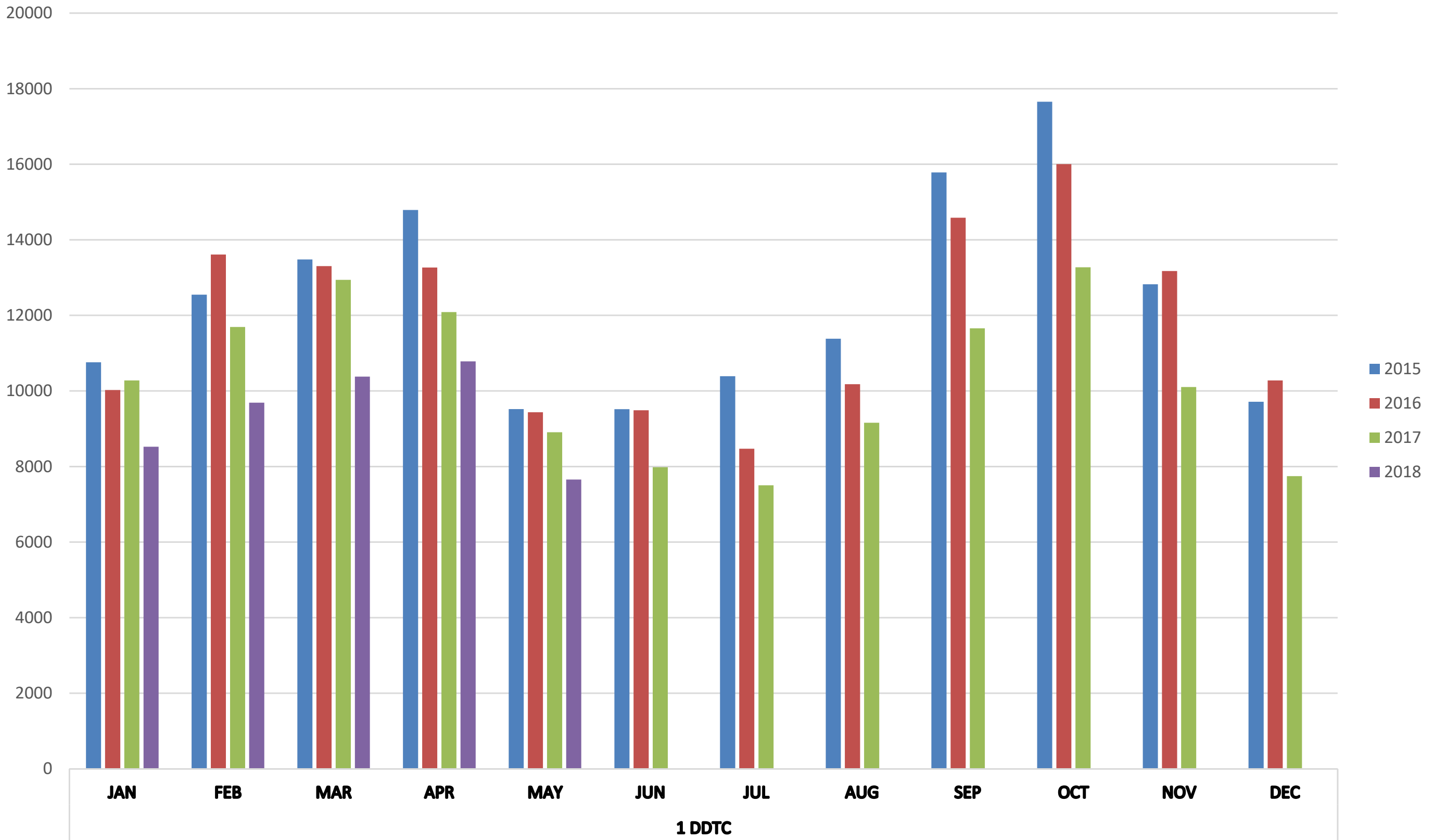

Raymond Suarez, COO

ATTACHMENT: Monthly A-Train Boardings by Station

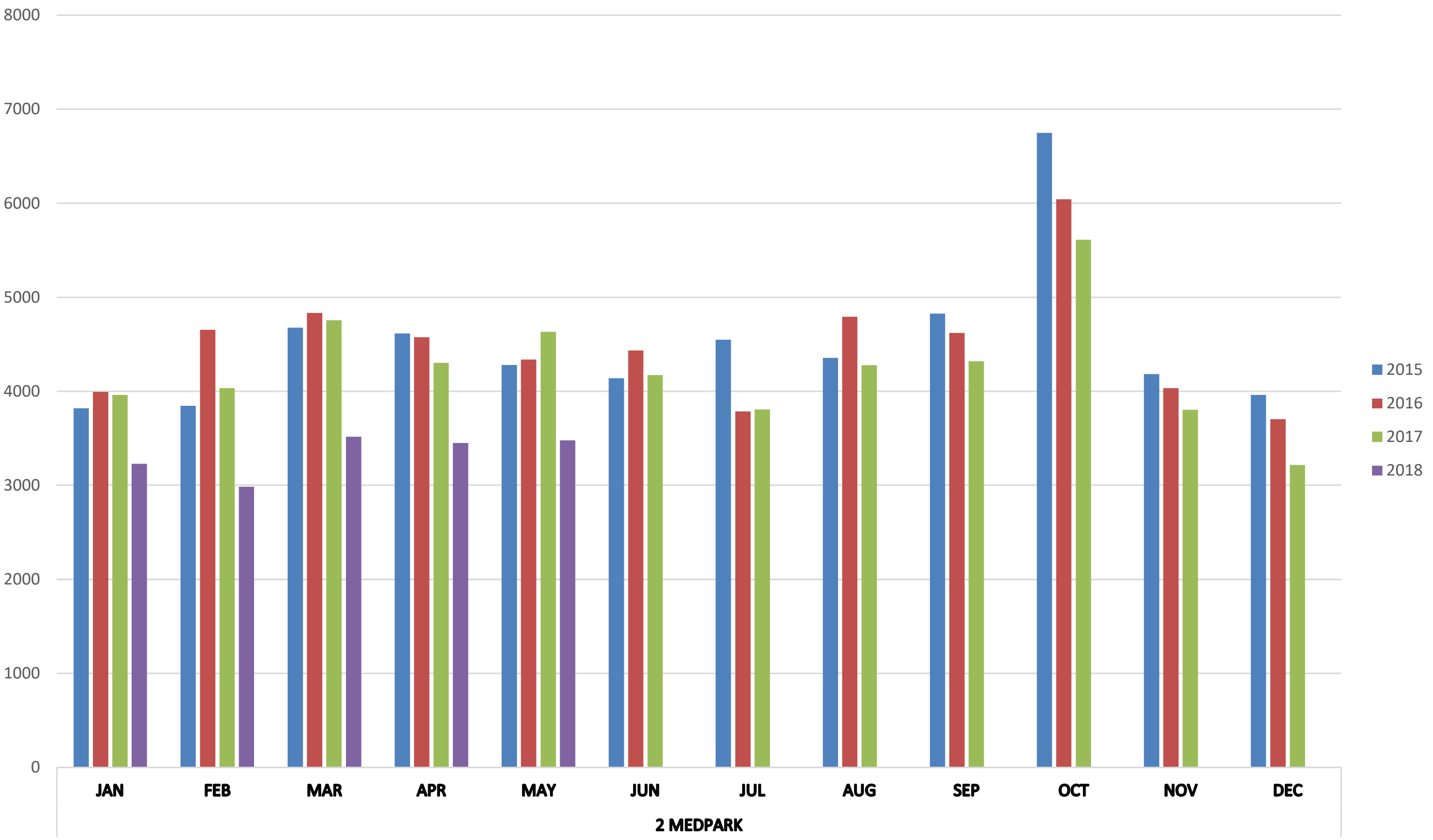
A-train Monthly Boardings By Station
January 2015 - May 2018



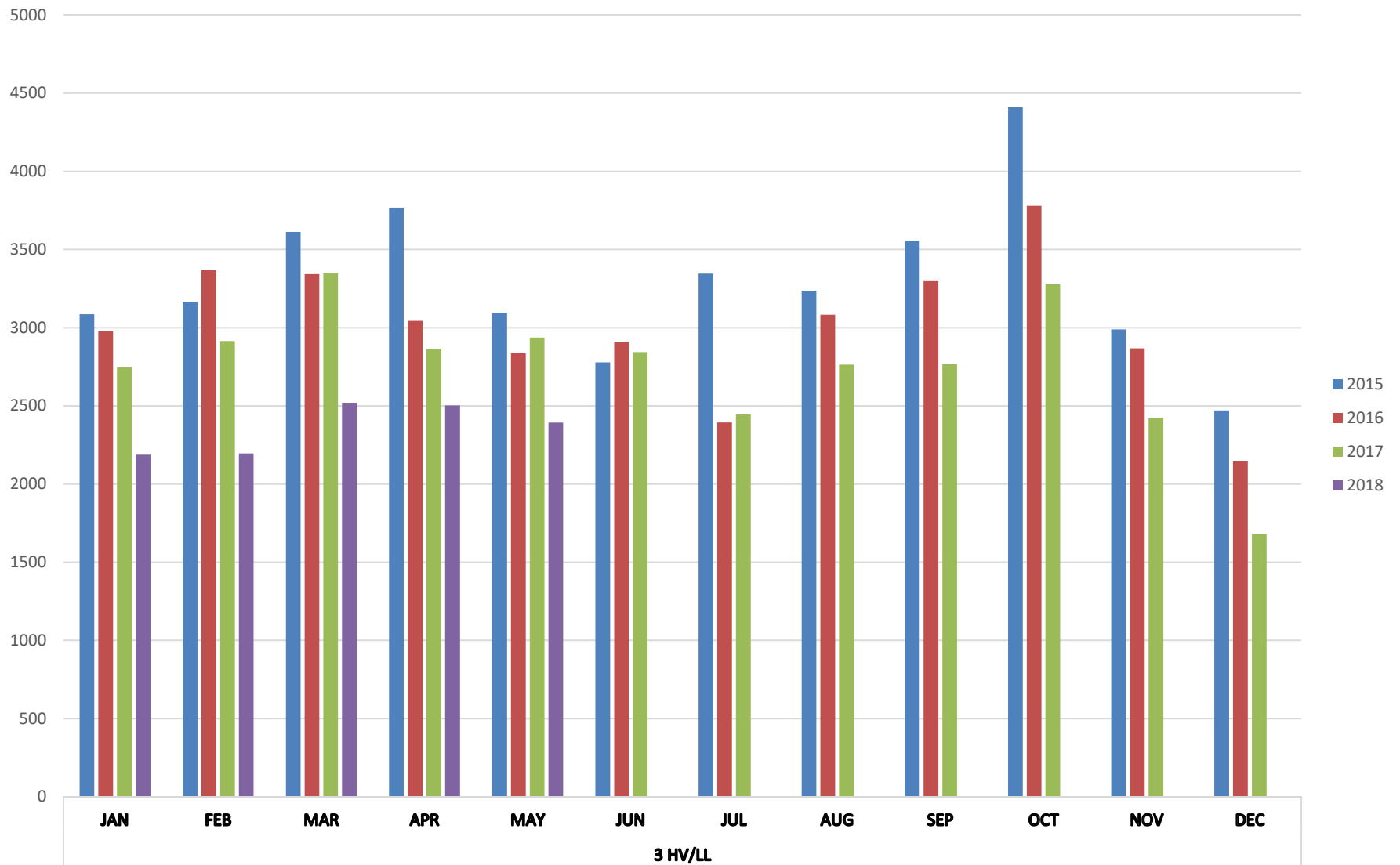
A-train DDTC Boardings By Month
January 2015 - May 2018



A-train MedPark Boardings By Month
January 2015 - May 2018

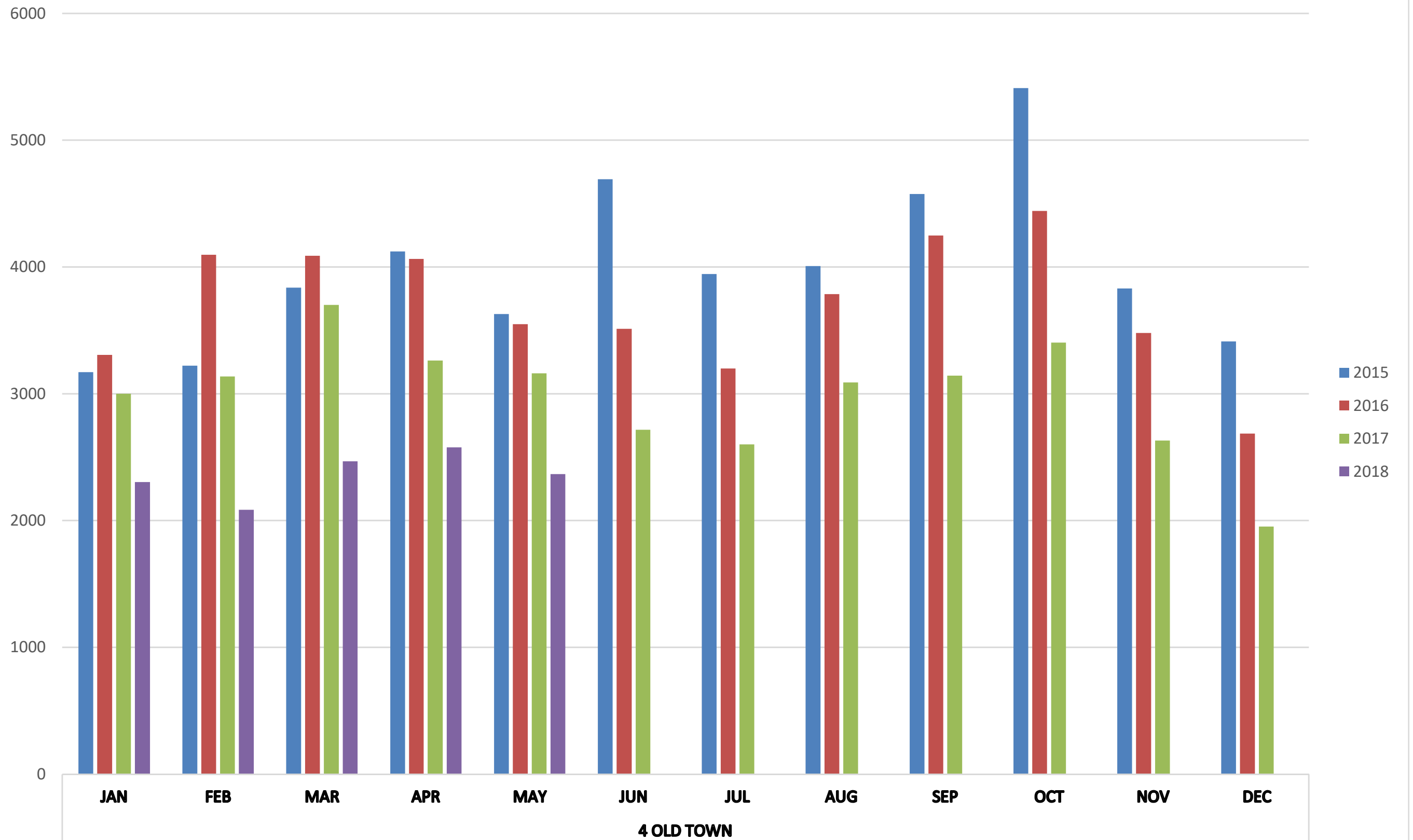


A-train Highland Village/Lewisville Lake Boardings By Month January 2015 - May 2018

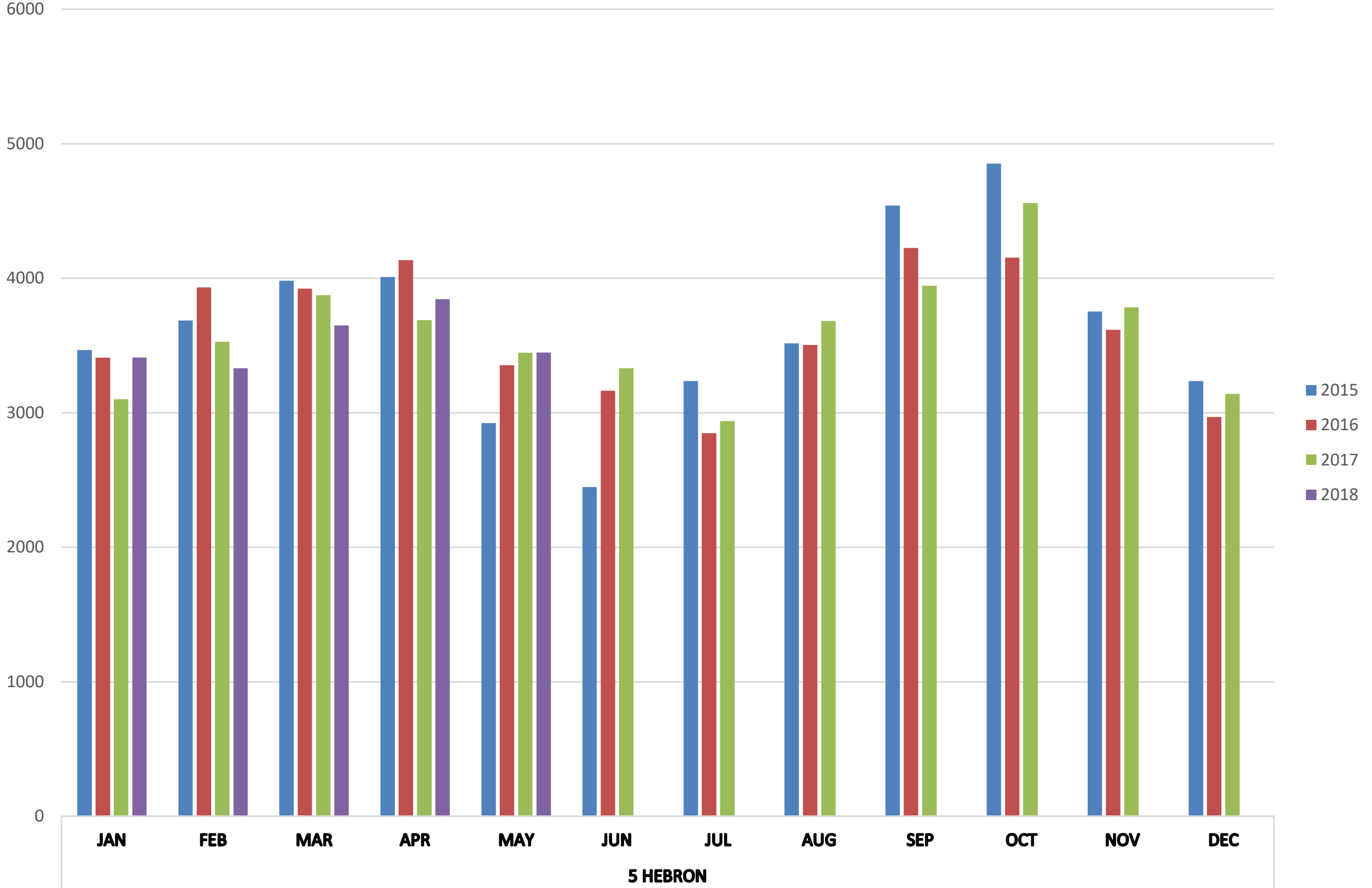


A-train Old Town Boardings By Month

January 2015 - May 2018

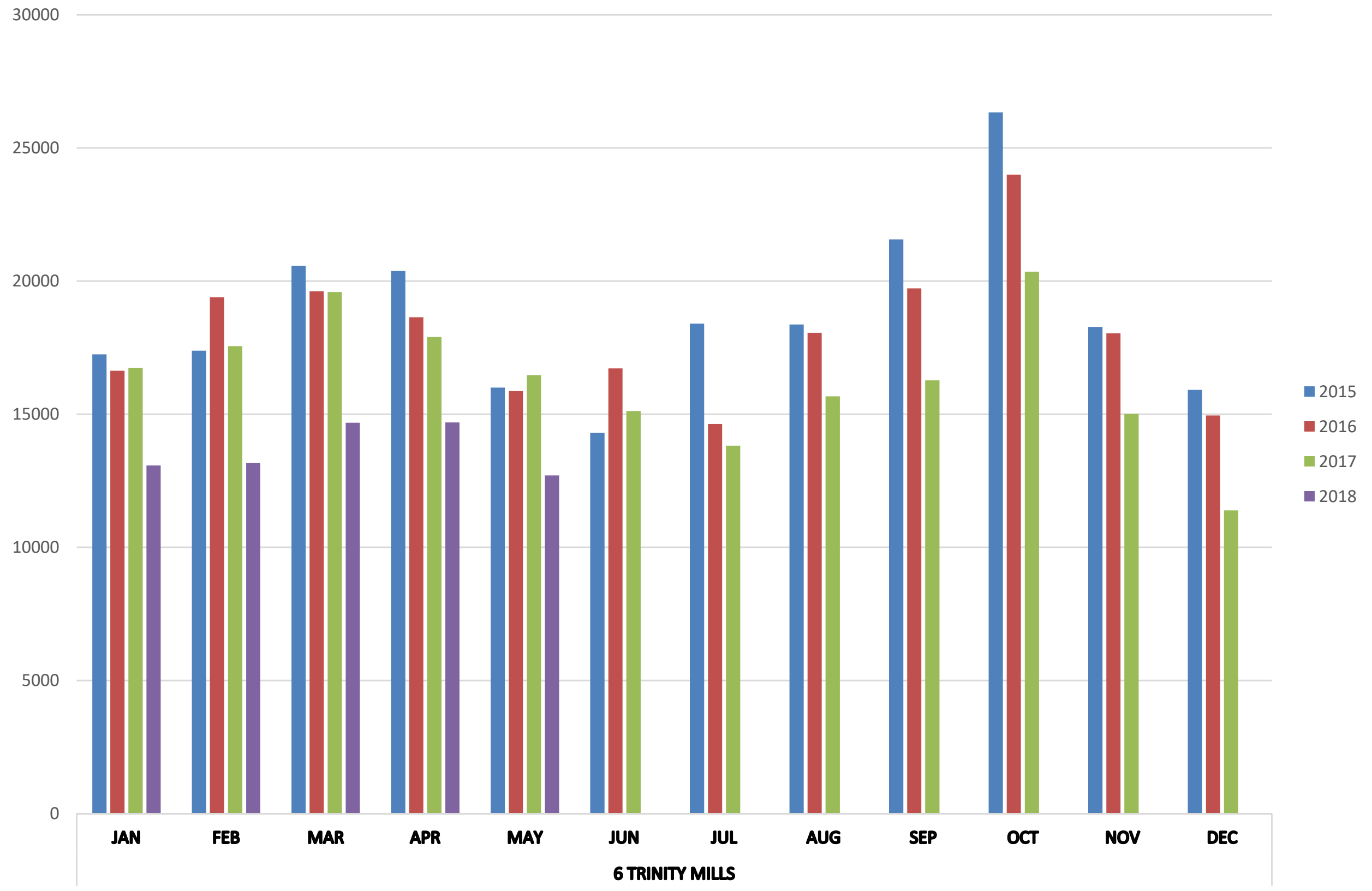


A-train Hebron Boardings By Month
January 2015 - May 2018



A-train Trinity Mills Boardings By Month

January 2015 - May 2018



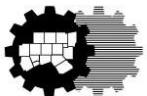
Mobility 2045 Update and Associated Transportation Conformity Analysis

Regional Transportation Council

May 10, 2018

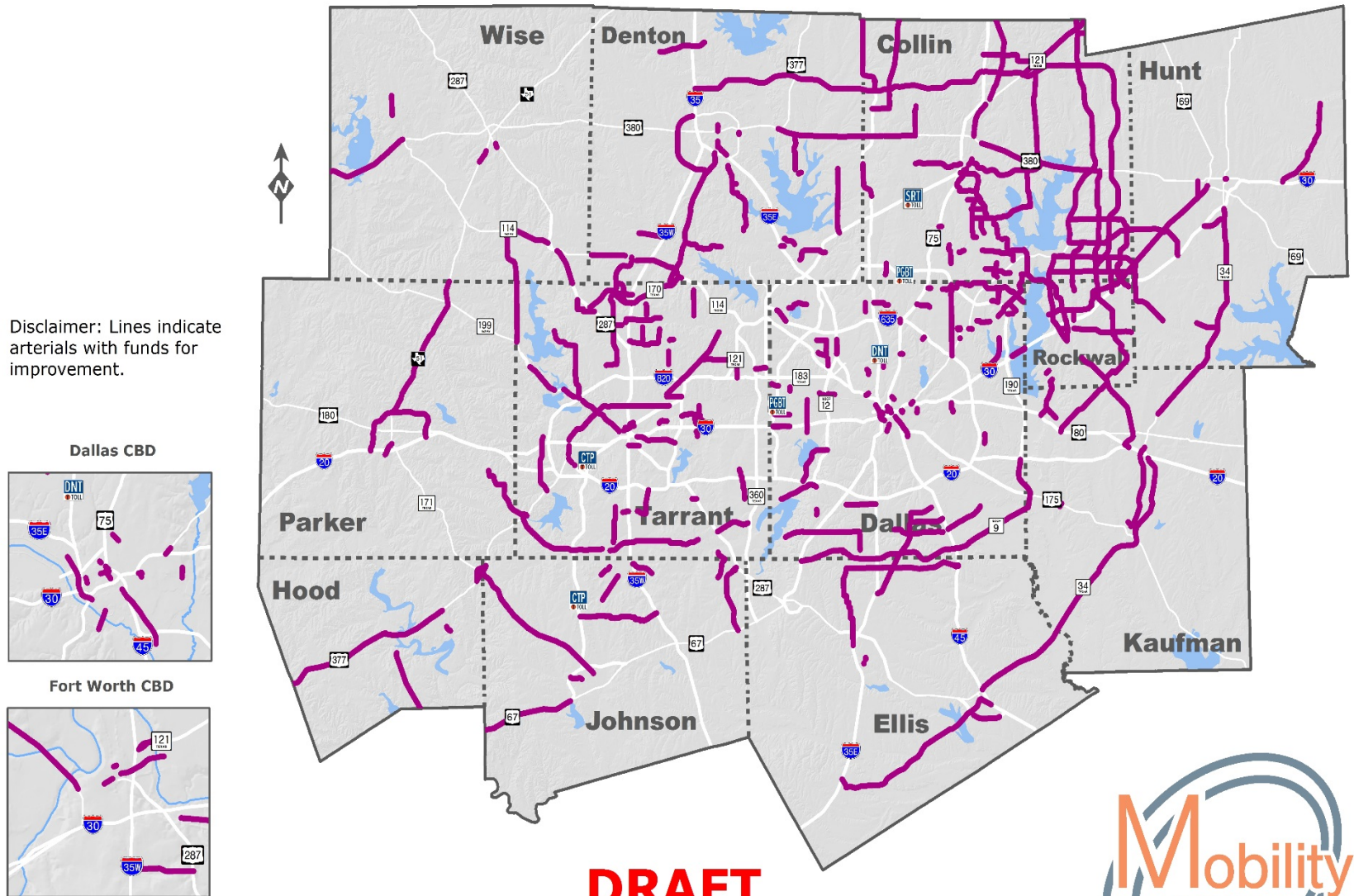


Mobility 2045 Update



Arterial Capacity Improvements

Disclaimer: Lines indicate arterials with funds for improvement.



North Central Texas
Council of Governments

March 5, 2018

Facility recommendations indicate transportation need. Corridor-specific alignment, design, and operational characteristics will be determined through ongoing project development.

Major Roadway Recommendations

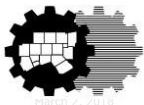
Draft Mobility 2045 Document
Project Recommendation Maps
Project Recommendation Tables

www.nctcog.org/mobility2045

Submit Mobility 2045 Comments by Email

mobilityplan@nctcog.org

DRAFT



North Central Texas
Council of Governments

Facility recommendations indicate transportation need. Corridor-specific alignment, design, and operational characteristics will be determined through ongoing project development.



Public Comment Topics

April 2018

Finish LBJ East ASAP with Managed Toll Lanes

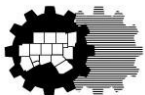
Complete Green Line Extension Sooner

Additional Bike/Ped Trails in SE Dallas County

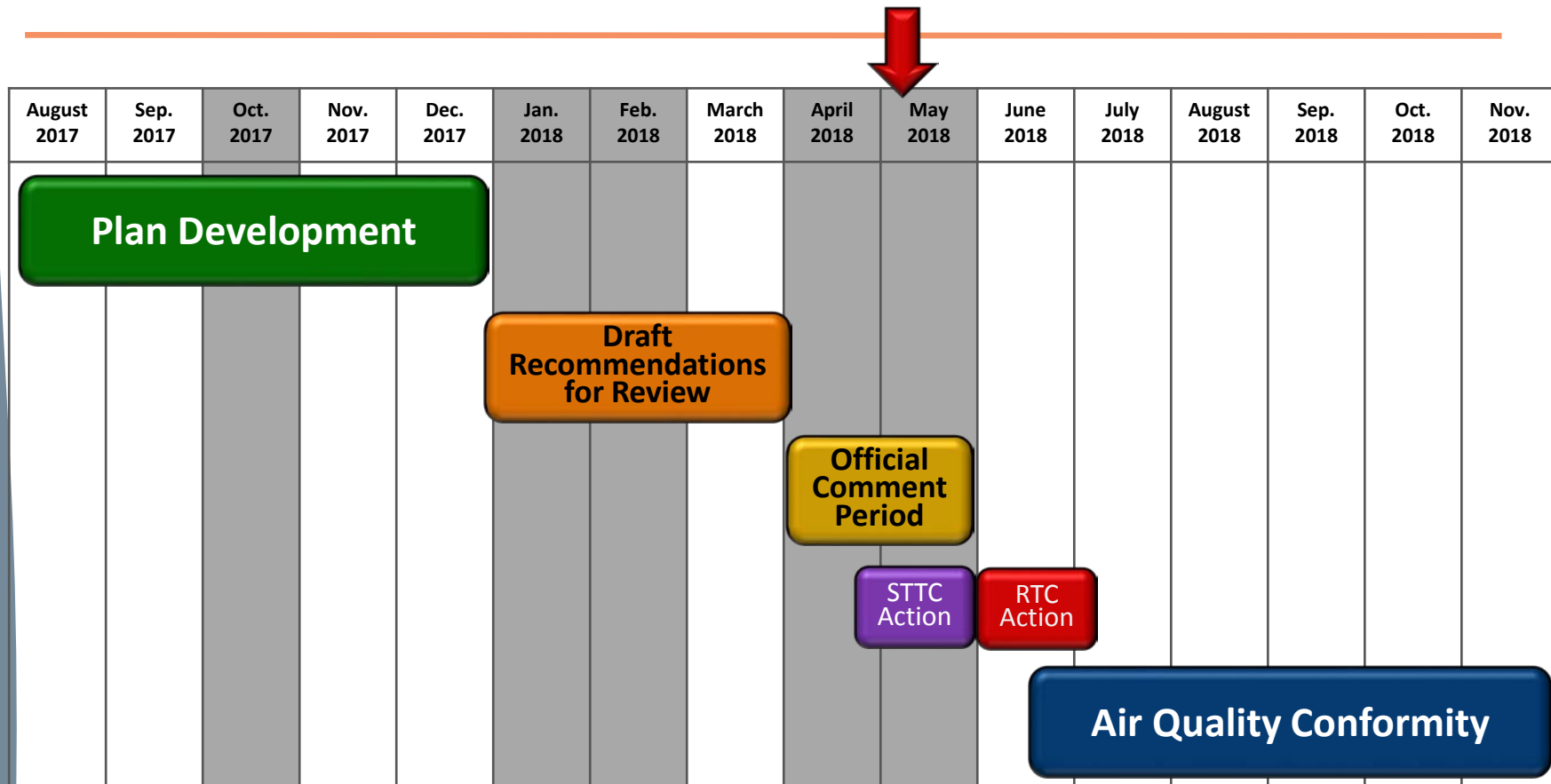
Build More Lanes During Initial Construction

Length of Time to Build Projects

How Do We Account for Ride Sharing in the Plan?

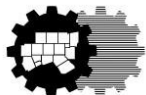


Mobility 2045 Schedule

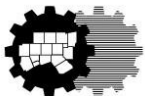


Notes:

- Public meetings held during highlighted months.
- Regional Transportation Council action on Mobility 2045 scheduled for June 14, 2018.

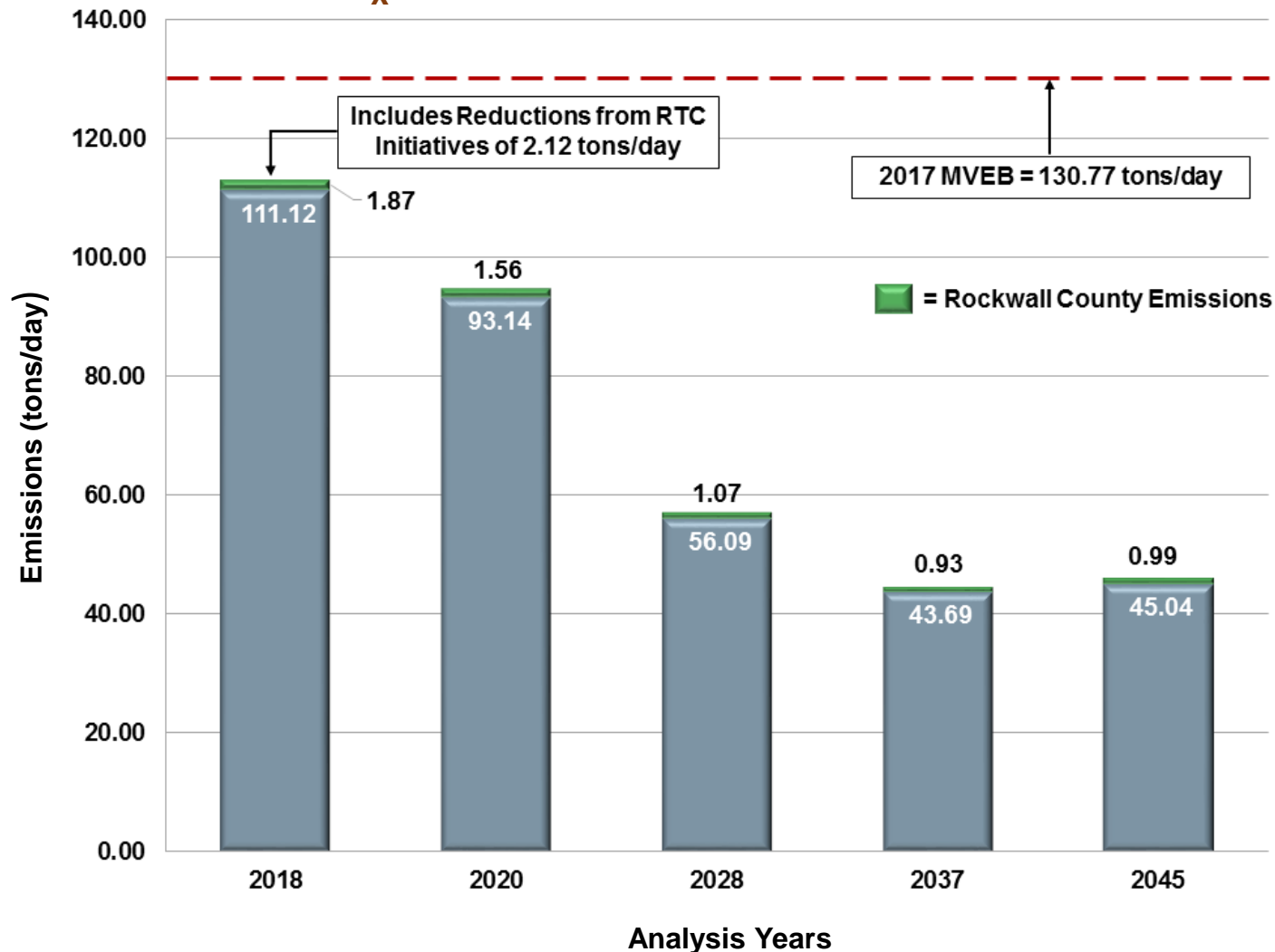


2018 Transportation Air Quality Conformity Analysis



2018 Transportation Air Quality Conformity Analysis: Results

Emissions of NO_x Results for 2008 and 2015 Nonattainment Areas

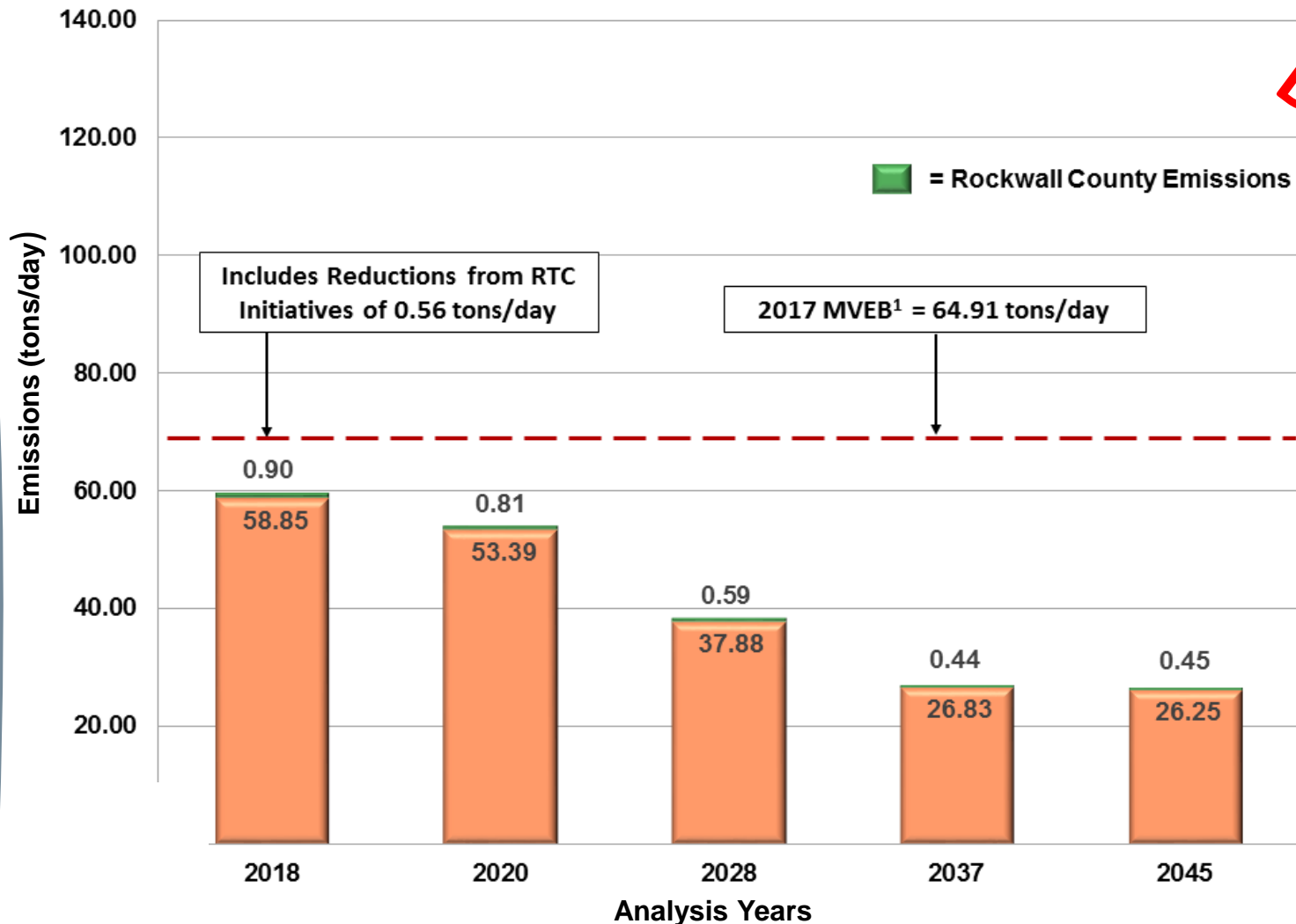


DRAFT

2018 Transportation Air Quality Conformity Analysis: Results

Emissions of VOC Results for 2008 and 2015 Nonattainment Areas

DRAFT



Questions?

Mobility 2045

Dan Lamers

Senior Program Manager
dlamers@nctcog.org
(817) 695-9263

Mobility 2045

Kevin Feldt

Program Manager
kfeldt@nctcog.org
(817) 704-2529

Transit

Sarah Chadderdon

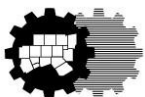
Program Manager
schadderdon@nctcog.org
(817) 695-9180

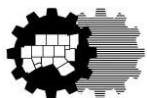
Air Quality

Jenny Narvaez

Principal Planner
jnarvaez@nctcog.org
(817) 608-2342

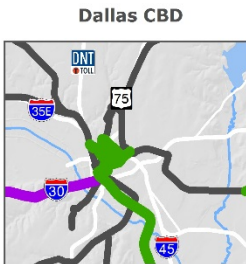
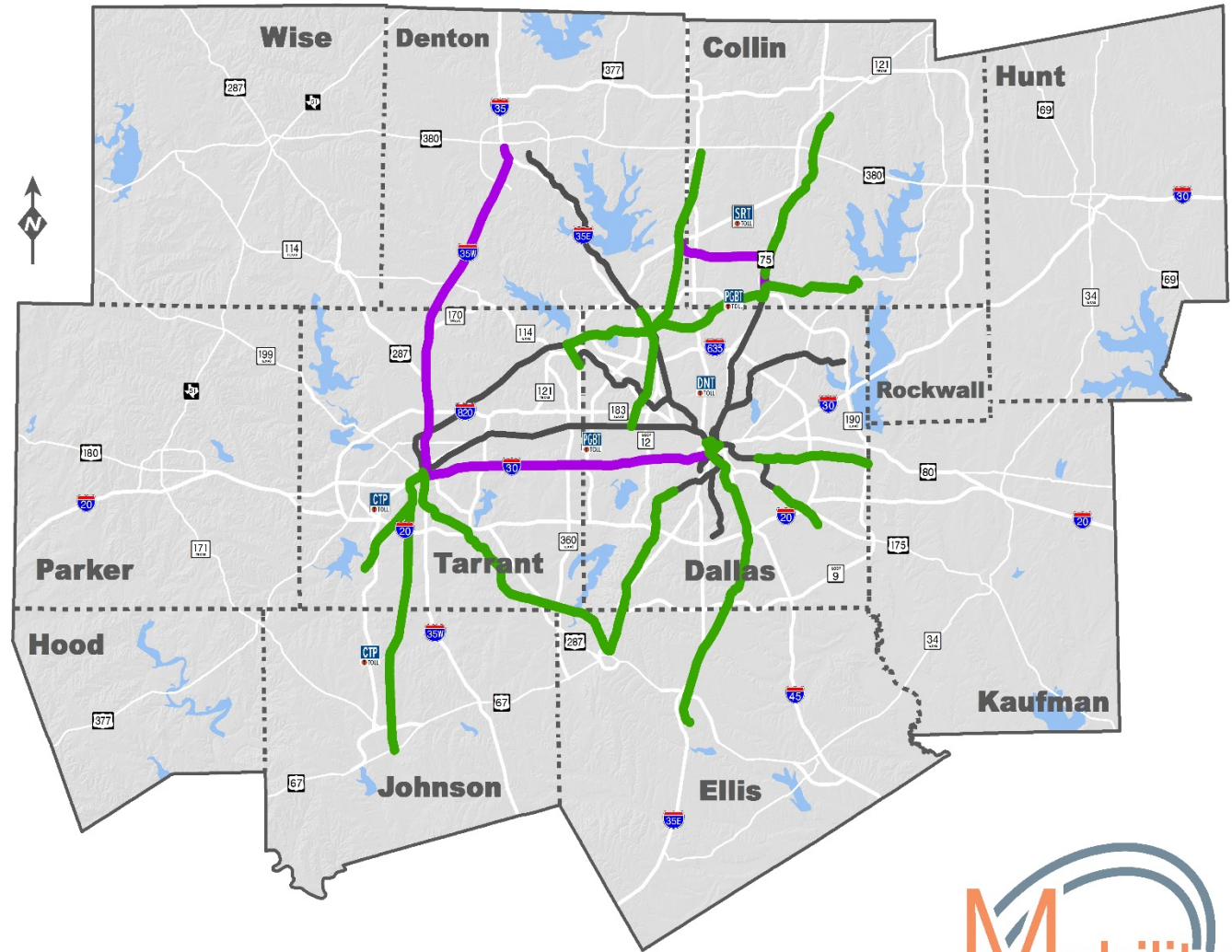
www.nctcog.org/mobility2045





Transit Corridor Recommendations

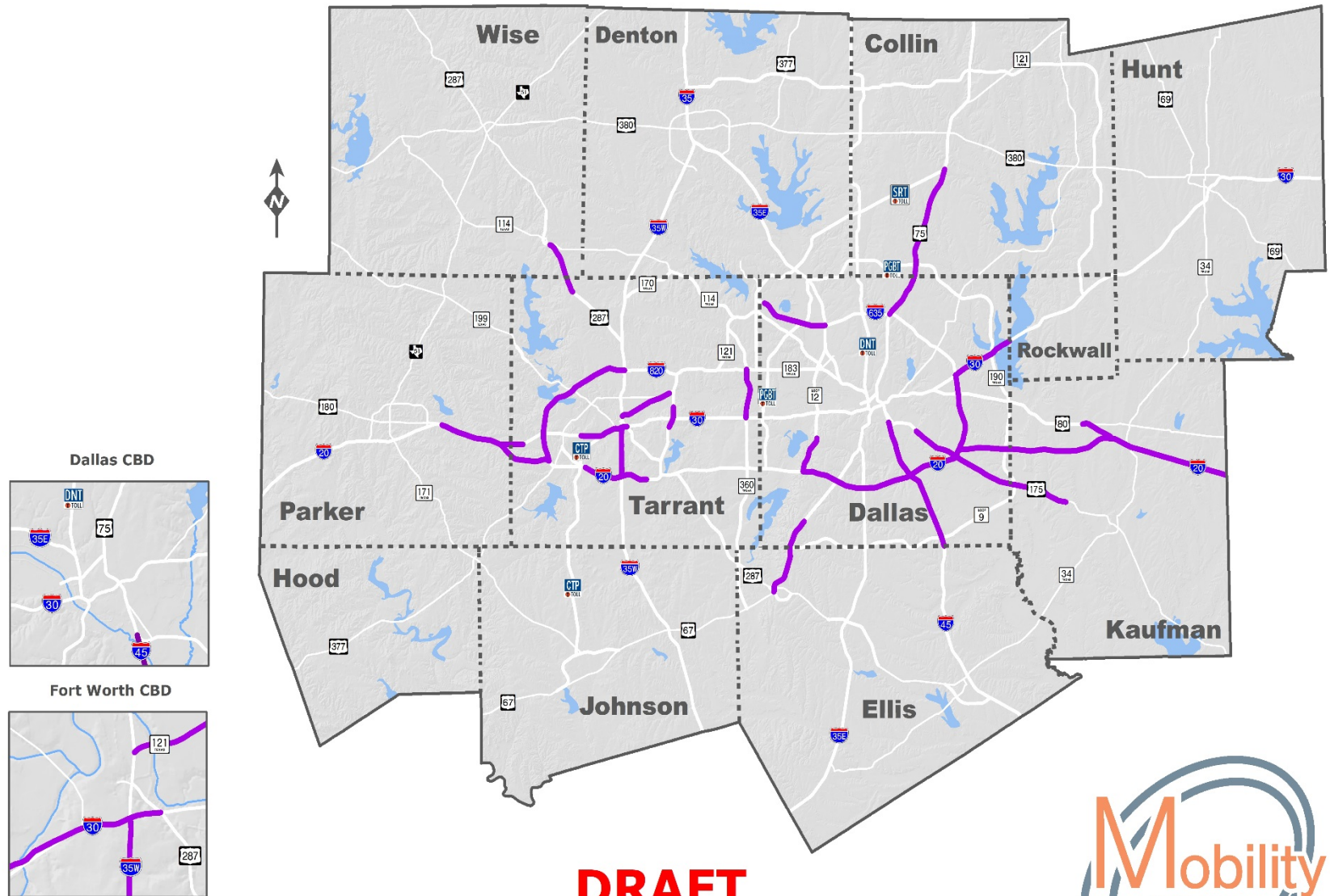
- Recommended Rail
- Existing Rail
- Recommended High-Intensity Bus



DRAFT



Asset Optimization Recommendations

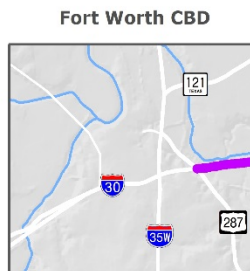
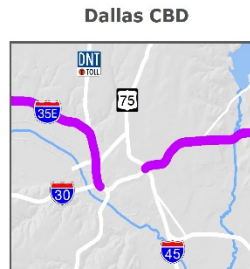
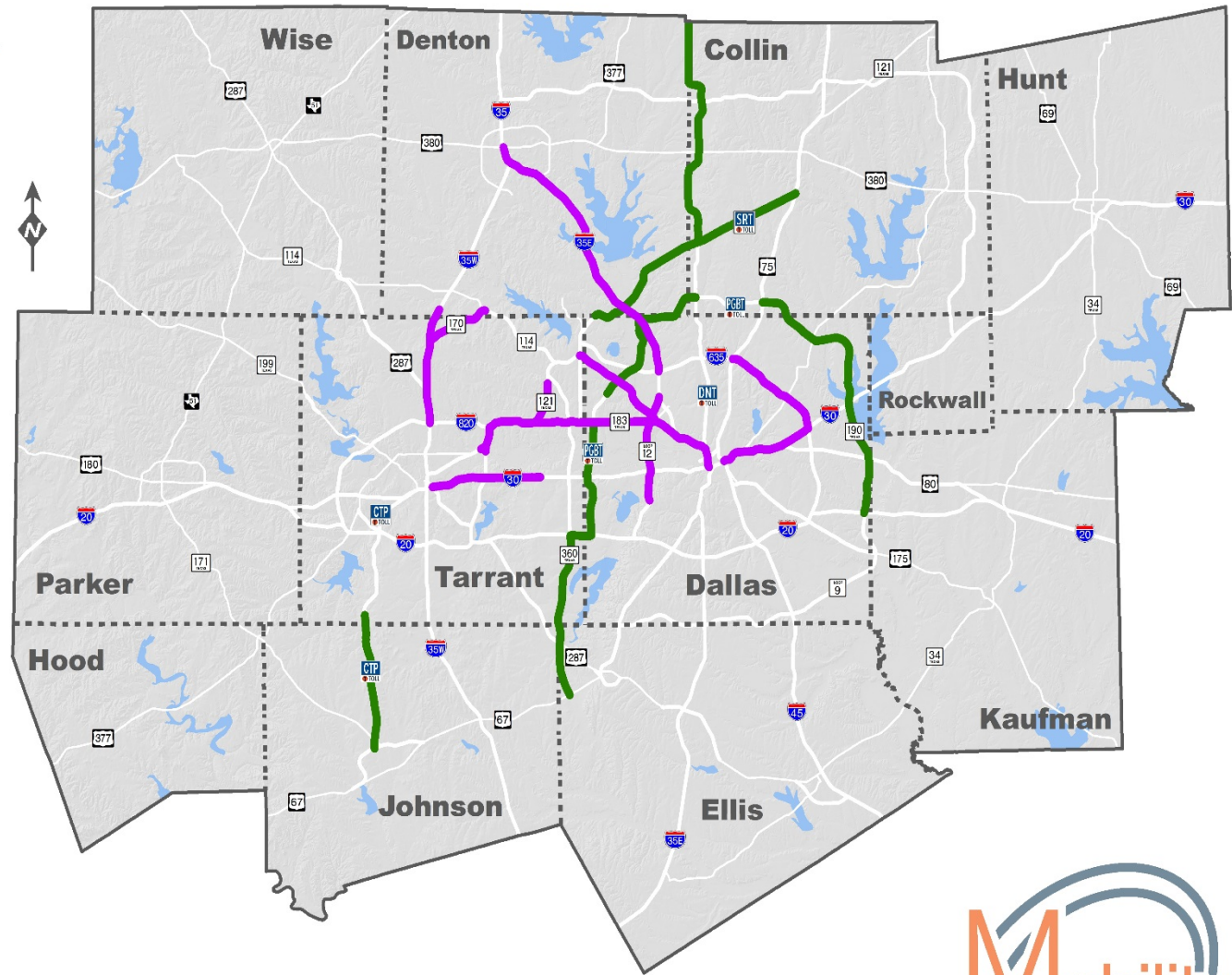


North Central Texas
Council of Governments

Facility recommendations indicate transportation need. Corridor-specific alignment, design, and operational characteristics will be determined through ongoing project development.

Priced Facility Recommendations



- New or Additional Managed Lane Capacity
- New or Additional Toll Road Capacity

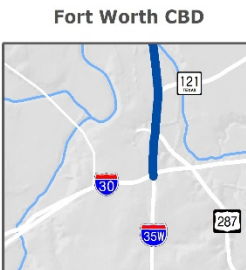
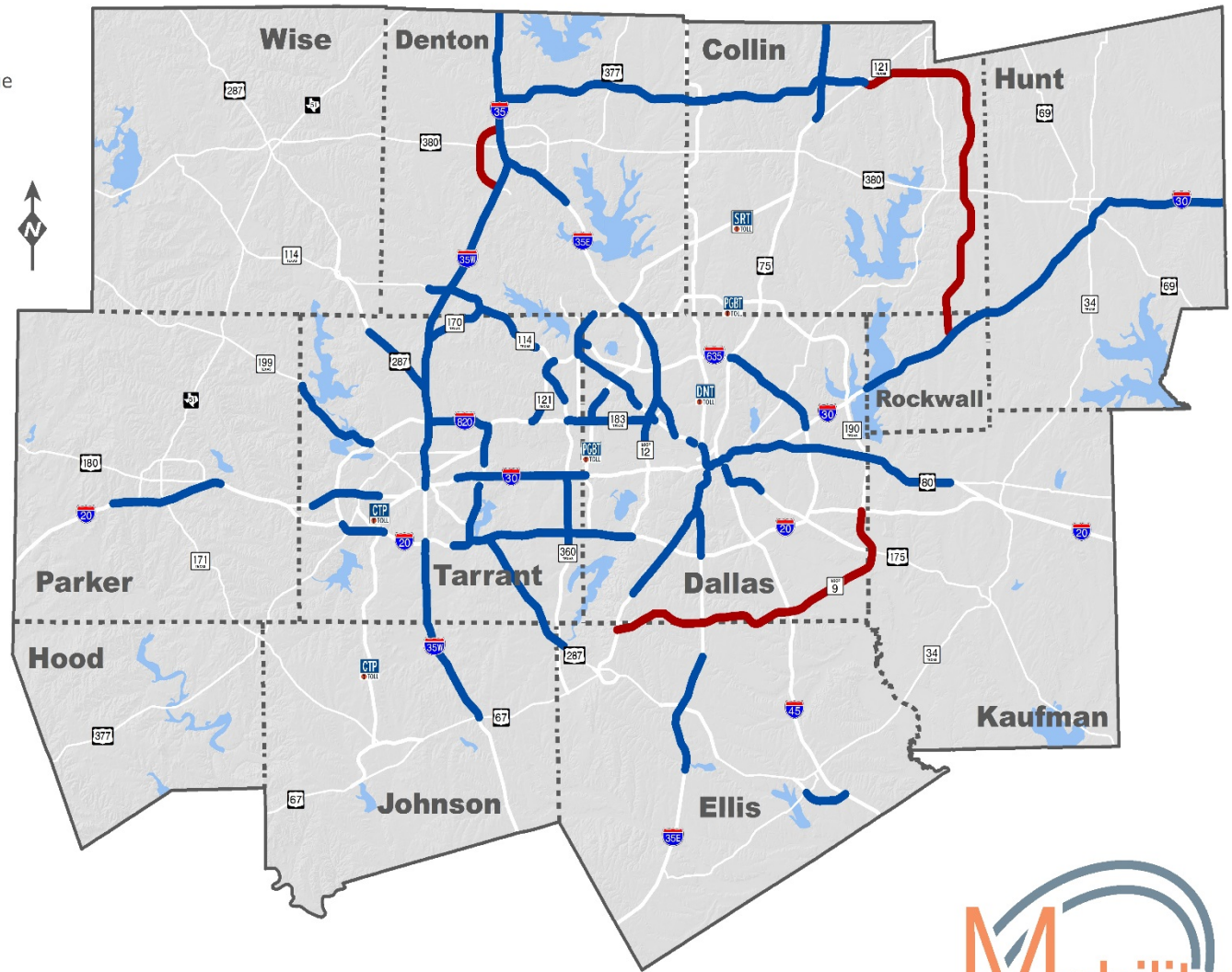


DRAFT



Freeway Recommendations

-  New or Additional Freeway Capacity
-  Staged Facility (Frontage Roads)



DRAFT



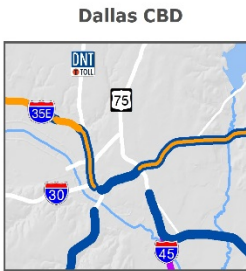
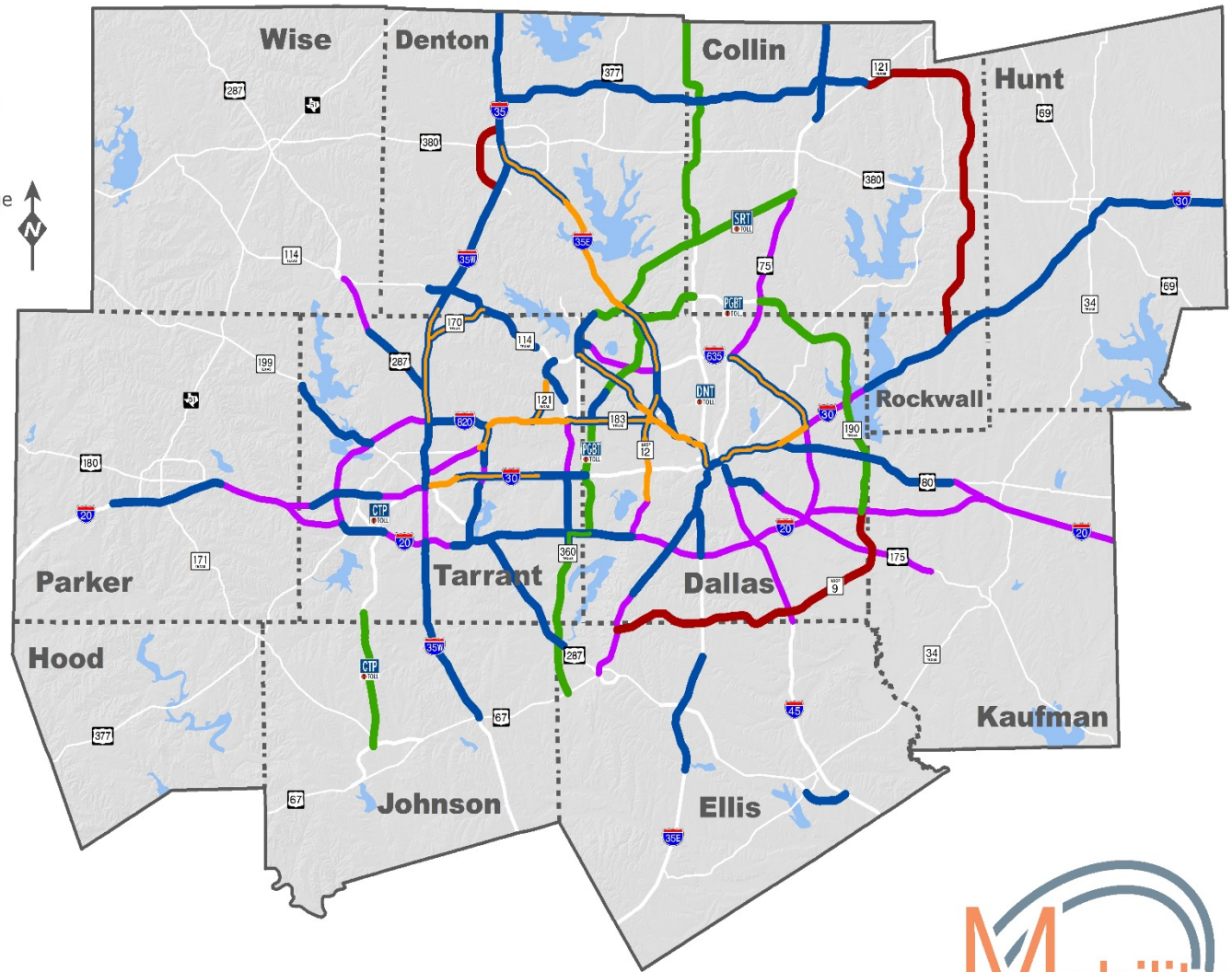
North Central Texas
Council of Governments

February 23, 2018

Facility recommendations indicate transportation need. Corridor-specific alignment, design, and operational characteristics will be determined through ongoing project development.

Major Roadway Recommendations

- New or Additional Freeway Capacity
- New or Additional Managed Lane Capacity
- New or Additional Toll Road Capacity
- Staged Facility (Frontage Roads)
- Asset Optimization



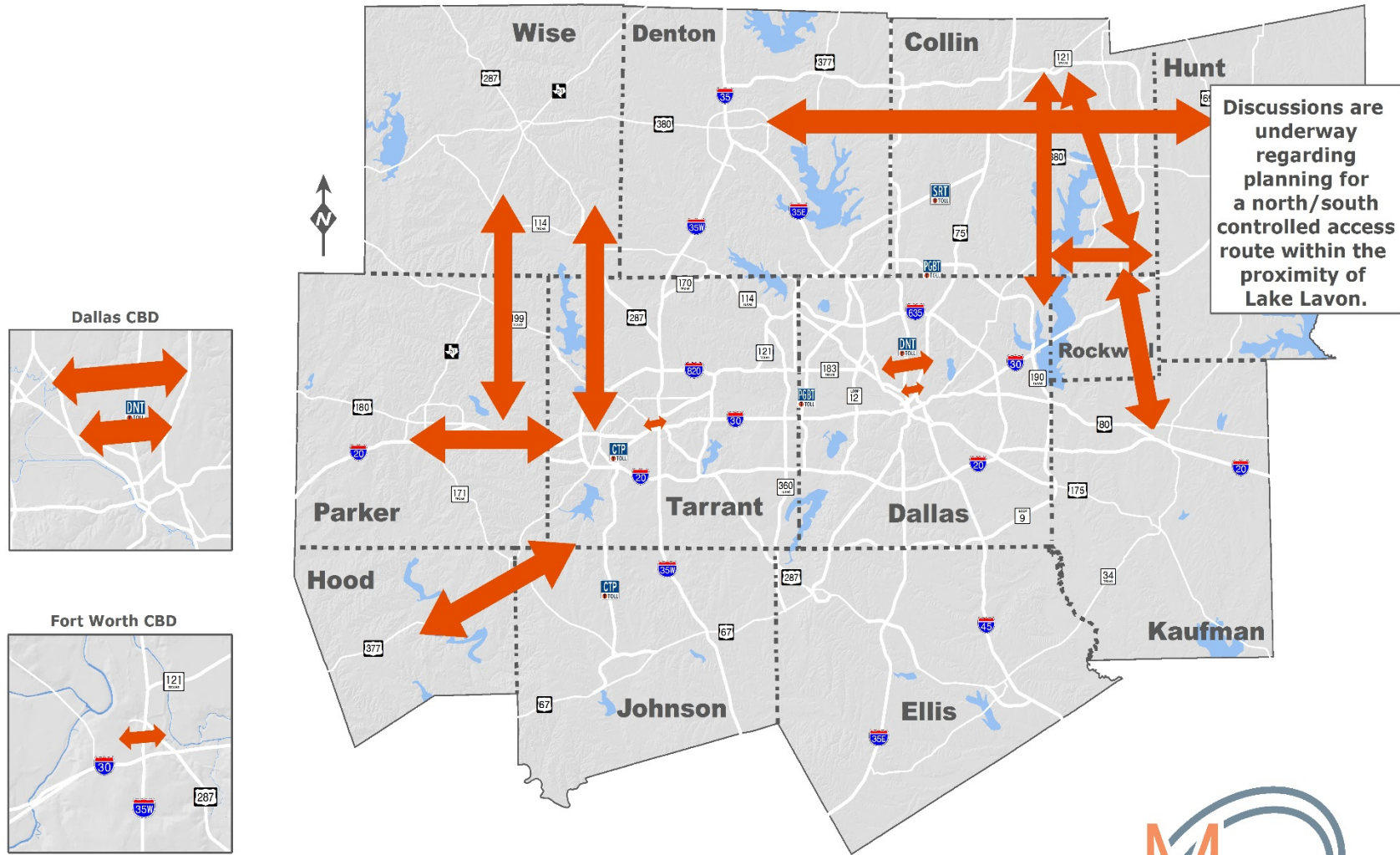
DRAFT



North Central Texas
Council of Governments

Facility recommendations indicate transportation need. Corridor-specific alignment, design, and operational characteristics will be determined through ongoing project development.

Roadway Corridors for Future Evaluation



DRAFT




North Central Texas
Council of Governments

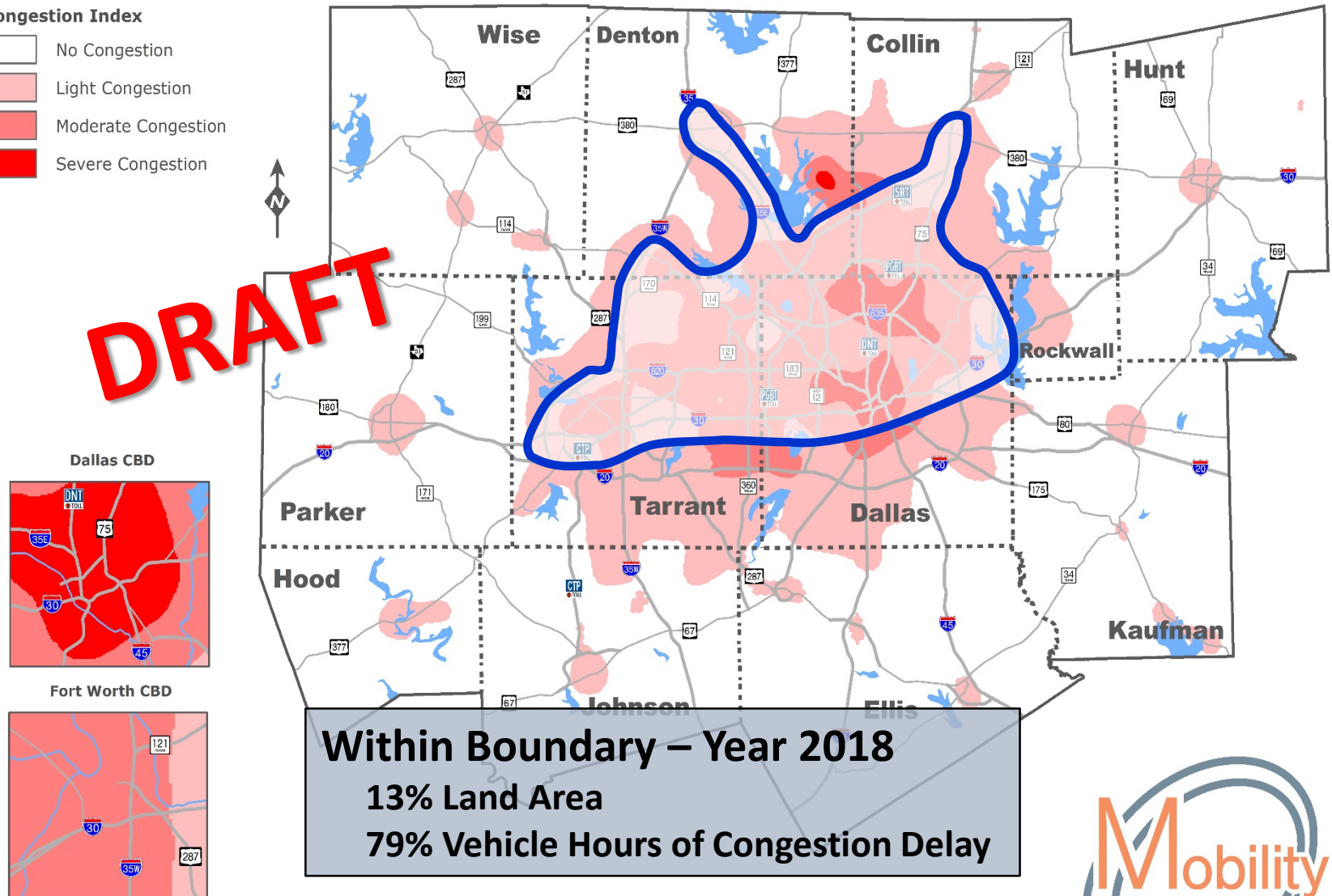
Roadway corridors for future evaluation indicate an identified transportation need and do not represent recommendations or specific alignments. Recommendations may be developed for future MTPs through feasibility analyses, thoroughfare plans, and environmental studies.

Toll Managed Lane System Policy Boundary

Congestion Index



DRAFT



Mobility 2045 Prioritization and Expenditures

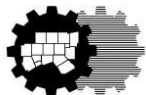
DRAFT

Maximize Existing System	Infrastructure Maintenance Maintain & Operate Existing Facilities Bridge Replacements	\$ 37.5
	Management and Operations Improve Efficiency & Remove Trips from System Traffic Signals and Bicycle & Pedestrian Improvements	\$ 9.5
	Growth, Development, and Land Use Strategies More Efficient Land Use & Transportation Balance	\$ 3.2
Strategic Infrastructure Investment	Rail and Bus Induce Switch to Transit	\$ 33.3
	HOV/Managed Lanes Increase Auto Occupancy	\$ 52.0
	Freeways/Tollways and Arterials Additional Roadway Capacity	

* Actual dollars, in billions. Values may not sum due to independent rounding.

Total Expenditures*

\$ 135.4



Public Comment Topics

October 2017

Eminent Domain

No Lake Corridor Project in Collin County

January 2018

Funding

Hyperloop and Bullet Train

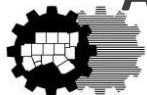
Backup Plan for Toll Road Funding

Arterial Needs Assessment

Draft Plan Available When?

Use Union Pacific Railroad (UPRR) from Fort Worth to Dallas
for Commuter Rail

Alternate Roads, Do Not Expand Other Modes



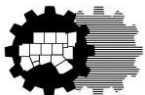
Public Comment Topics

February 2018

Policy Foundation for Mobility 2045

Transportation Assistance for South Dallas County

Transit Funding



Next Steps

Official Public Comment Period

Ends June 7

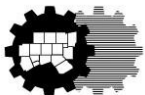
Revise Recommendations as Needed

Complete Final Document

Review and Action

STTC – May 25

RTC – June 14



2018 Transportation Air Quality Conformity Analysis: Overview

Reason:

- US DOT Transportation Conformity Determination Using New Budgets within Two Years of Motor Vehicle Emission Budgets Adequacy (Deadline November 23, 2018)
- US DOT Approval within One Year of Designations Effective Date Anticipated Deadline of July-August 2019)

Analysis Areas: 9 and 10-County Ozone Nonattainment Areas

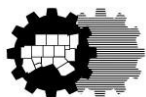
Analysis Years: 2018, 2020, 2028, 2037, and 2045

Latest Planning Assumptions: MOVES2014a Emissions Model
2014 Vehicle Registration
2016 Traffic Count Data
2012 Meteorological Data

Motor Vehicle Emissions Budgets (MVEBs)

Nitrogen Oxides (NO_x) = 130.77 tons/day

Volatile Organic Compounds (VOC) = 64.91 tons/day



2008 and 2015 8-Hour Ozone Nonattainment Areas

